

Q1 Please indicate the school your child attends.

Answered: 58 Skipped: 0

A.L. Horton Elementary									
Andrew School									
École Élémentaire...									
Ardrossan Junior Senio...									
Bev Facey Community High									
Brentwood Elementary									
Bruderheim School									
Clover Bar Junior High									
École Campbelltown									
École Parc Élémentaire									
F.R. Haythorne Junior High									
Fort Saskatchewan...									
Fort Saskatchewan...									
Fort Saskatchewan...									
Fultonvale Elementary...									
Glen Allan Elementary									
James Mowat Elementary									
Lakeland Ridge									
Lamont									

EIPS Parent Survey 2016-2017



Answer Choices	Responses
----------------	-----------

EIPS Parent Survey 2016-2017

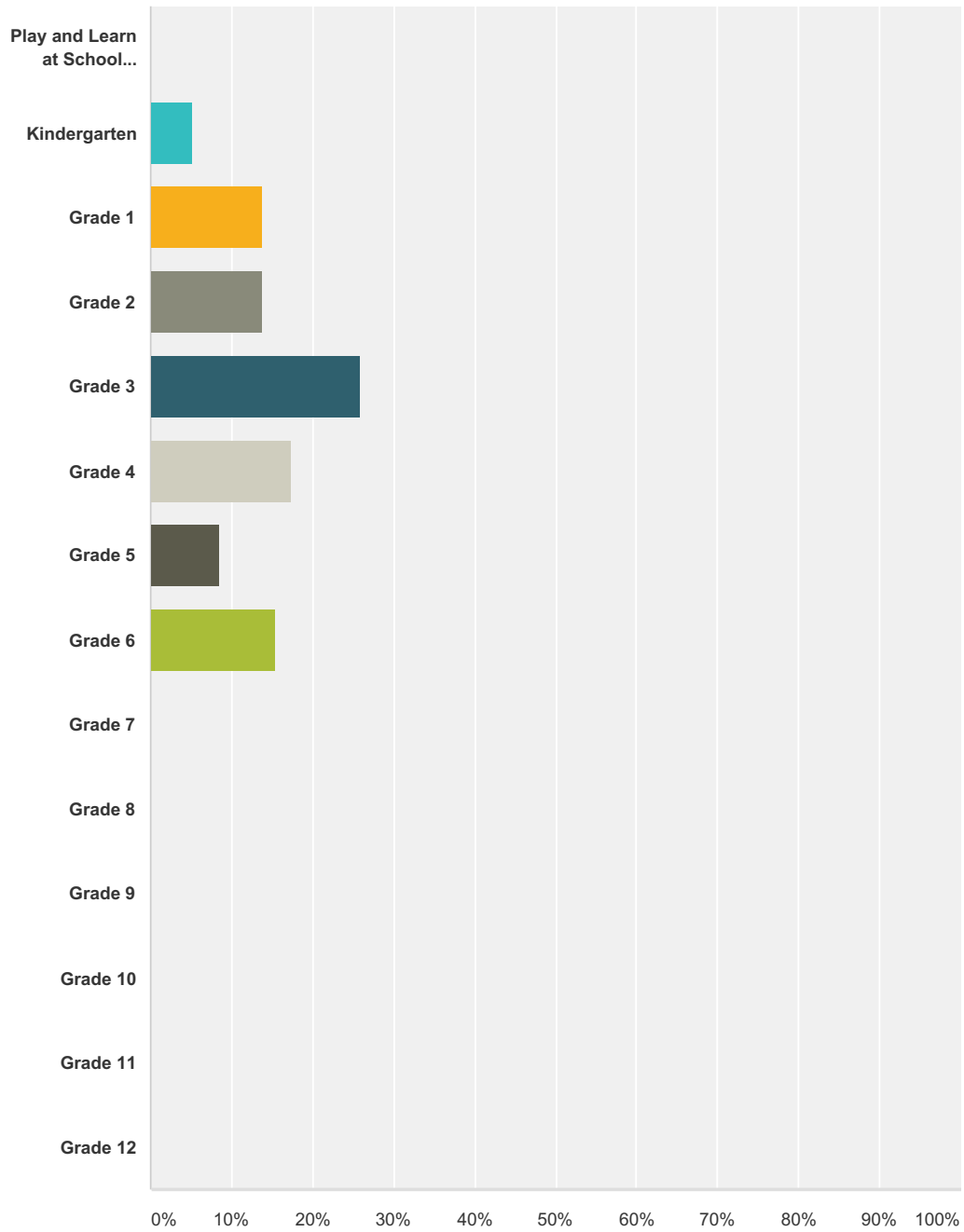
A.L. Horton Elementary	0.00%	0
Andrew School	0.00%	0
École Élémentaire Ardrossan Elementary	0.00%	0
Ardrossan Junior Senior High	0.00%	0
Bev Facey Community High	0.00%	0
Brentwood Elementary	0.00%	0
Bruderheim School	0.00%	0
Clover Bar Junior High	0.00%	0
École Campbelltown	0.00%	0
École Parc Élémentaire	0.00%	0
F.R. Haythorne Junior High	0.00%	0
Fort Saskatchewan Christian	0.00%	0
Fort Saskatchewan Elementary	0.00%	0
Fort Saskatchewan Senior High	0.00%	0
Fultonvale Elementary Junior High	0.00%	0
Glen Allan Elementary	0.00%	0
James Mowat Elementary	0.00%	0
Lakeland Ridge	0.00%	0
Lamont Elementary	0.00%	0
Lamont High	0.00%	0
Mills Haven Elementary	0.00%	0
Ministik School	0.00%	0
Mundare School	0.00%	0
Next Step/Outreach	0.00%	0
Pine Street Elementary	0.00%	0
Rudolph Hennig Junior High	0.00%	0
Salisbury Composite High	0.00%	0
Sherwood Heights Junior High	0.00%	0
Strathcona Christian Academy Elementary	0.00%	0
Strathcona Christian Academy Secondary	0.00%	0
Uncas Elementary	0.00%	0
Vegreville Composite High	0.00%	0
Wes Hosford Elementary	0.00%	0
Westboro Elementary	0.00%	0

EIPS Parent Survey 2016-2017

Win Ferguson Elementary	0.00%	0
Woodbridge Farms Elementary	100.00%	58
Wye Elementary	0.00%	0
Total		58

Q2 Please indicate your child's grade.

Answered: 58 Skipped: 0



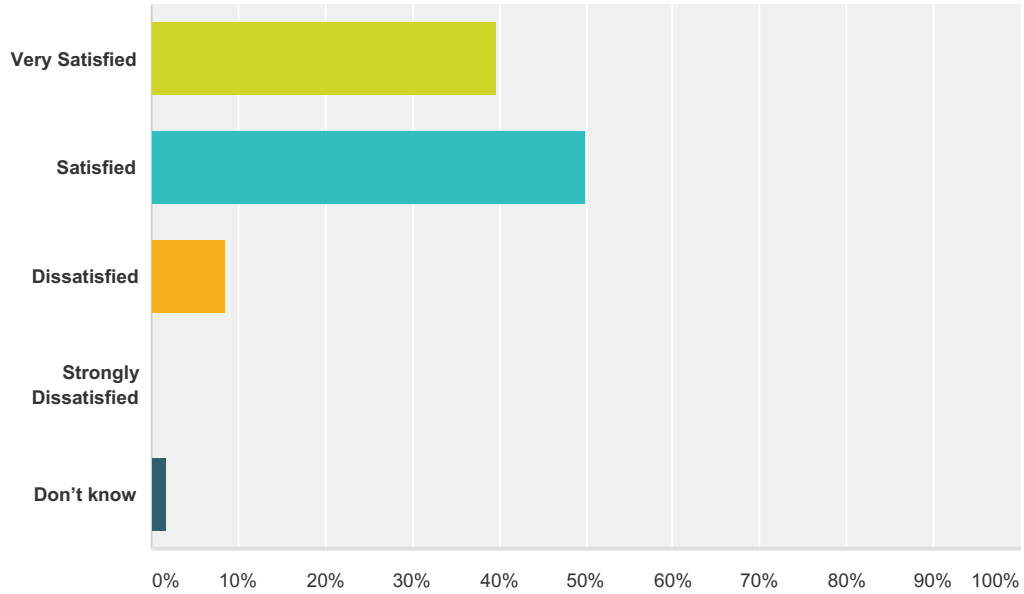
Answer Choices	Responses
Play and Learn at School (PALS)	0.00% 0
Kindergarten	5.17% 3
Grade 1	13.79% 8
Grade 2	13.79% 8
Grade 3	25.86% 15

EIPS Parent Survey 2016-2017

Grade 4	17.24%	10
Grade 5	8.62%	5
Grade 6	15.52%	9
Grade 7	0.00%	0
Grade 8	0.00%	0
Grade 9	0.00%	0
Grade 10	0.00%	0
Grade 11	0.00%	0
Grade 12	0.00%	0
Total		58

Q3 How satisfied are you with the quality of education that your child is receiving at his/her school?

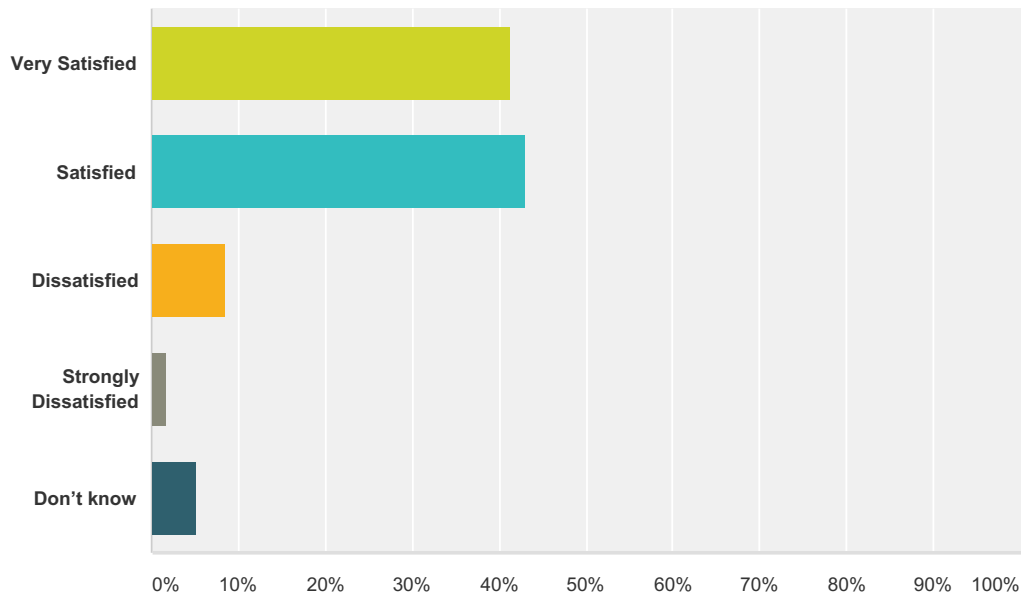
Answered: 58 Skipped: 0



Answer Choices	Responses	
Very Satisfied	39.66%	23
Satisfied	50.00%	29
Dissatisfied	8.62%	5
Strongly Dissatisfied	0.00%	0
Don't know	1.72%	1
Total		58

Q4 How satisfied are you with the quality of teaching at your child's school?

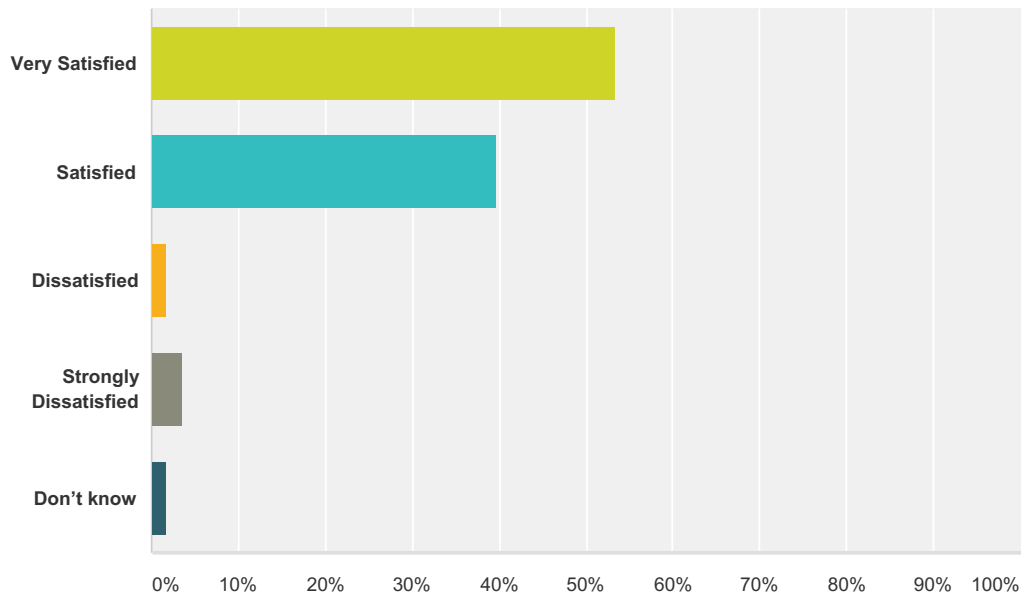
Answered: 58 Skipped: 0



Answer Choices	Responses
Very Satisfied	41.38% 24
Satisfied	43.10% 25
Dissatisfied	8.62% 5
Strongly Dissatisfied	1.72% 1
Don't know	5.17% 3
Total	58

Q5 How satisfied are you with the leadership in your child's school?

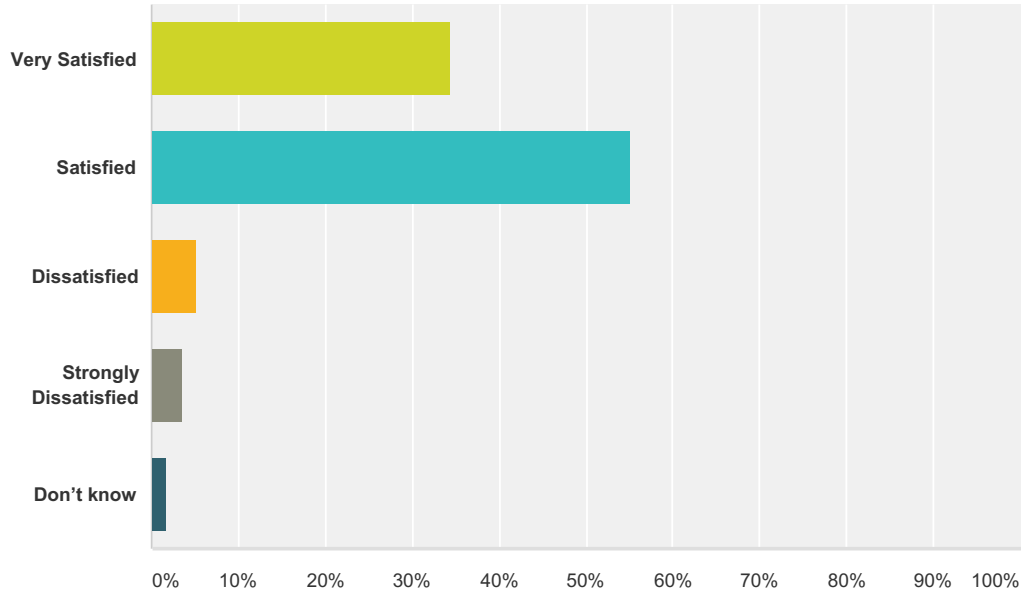
Answered: 58 Skipped: 0



Answer Choices	Responses	Count
Very Satisfied	53.45%	31
Satisfied	39.66%	23
Dissatisfied	1.72%	1
Strongly Dissatisfied	3.45%	2
Don't know	1.72%	1
Total		58

Q6 How satisfied are you with the opportunity to be involved in decisions at your child's school?

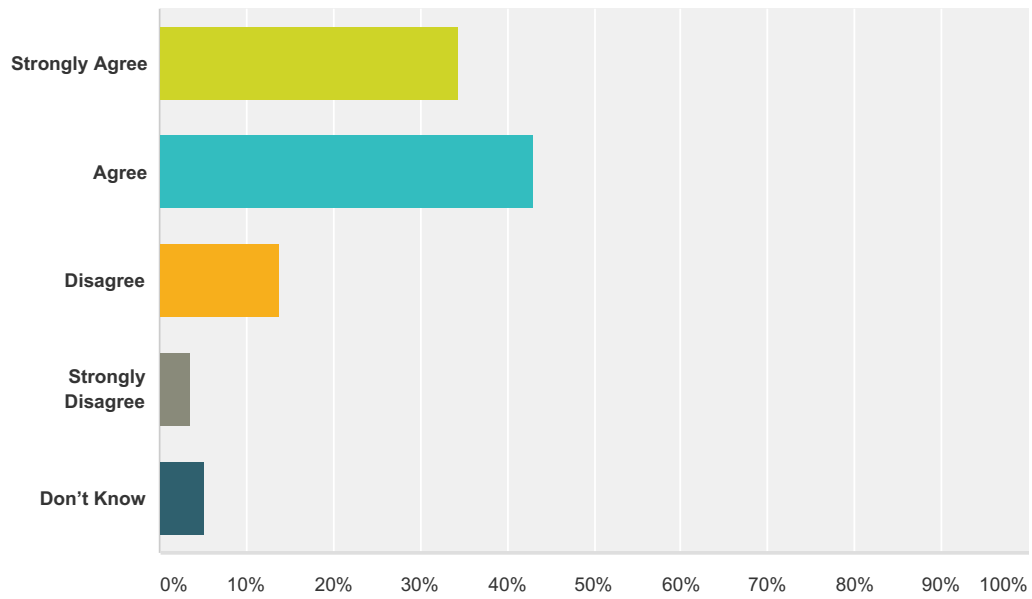
Answered: 58 Skipped: 0



Answer Choices	Responses	
Very Satisfied	34.48%	20
Satisfied	55.17%	32
Dissatisfied	5.17%	3
Strongly Dissatisfied	3.45%	2
Don't know	1.72%	1
Total		58

Q7 My child's individual needs are met.

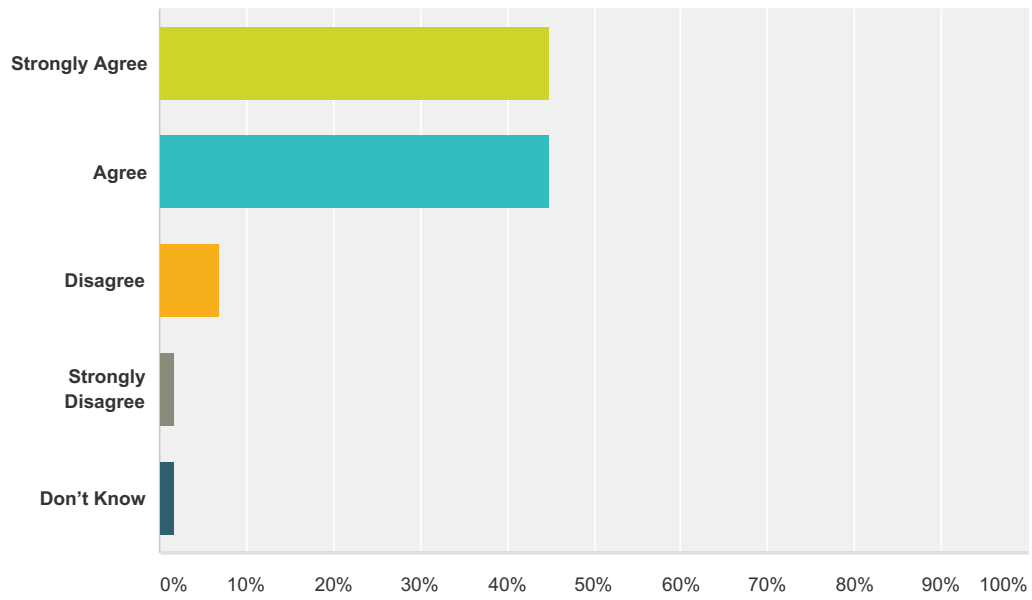
Answered: 58 Skipped: 0



Answer Choices	Responses	
Strongly Agree	34.48%	20
Agree	43.10%	25
Disagree	13.79%	8
Strongly Disagree	3.45%	2
Don't Know	5.17%	3
Total		58

Q8 The school keeps me informed about my child's progress and achievement.

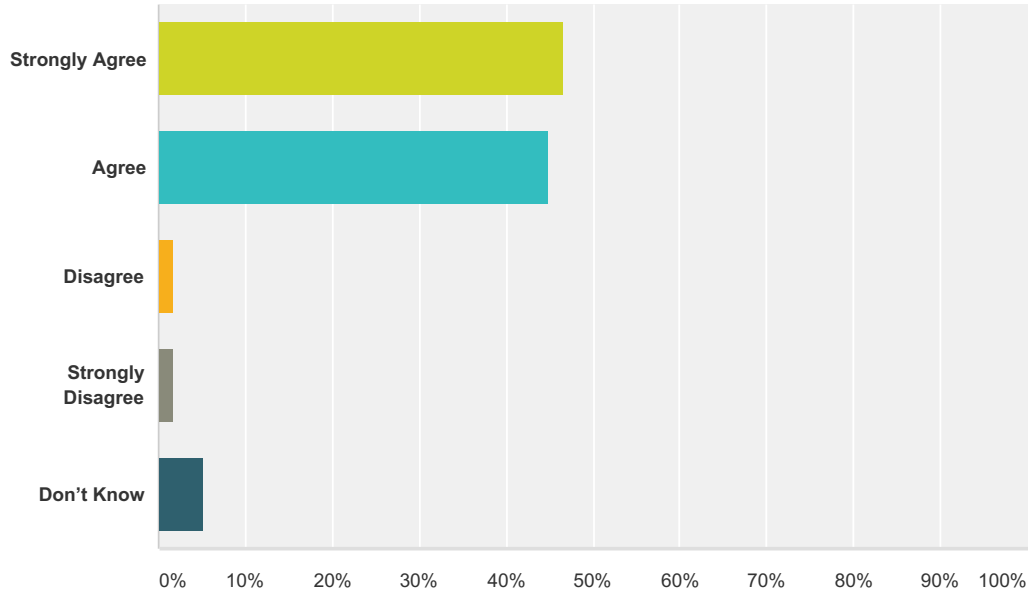
Answered: 58 Skipped: 0



Answer Choices	Responses	Count
Strongly Agree	44.83%	26
Agree	44.83%	26
Disagree	6.90%	4
Strongly Disagree	1.72%	1
Don't Know	1.72%	1
Total		58

Q9 The rights and responsibilities of citizenship are reinforced in my child's school.

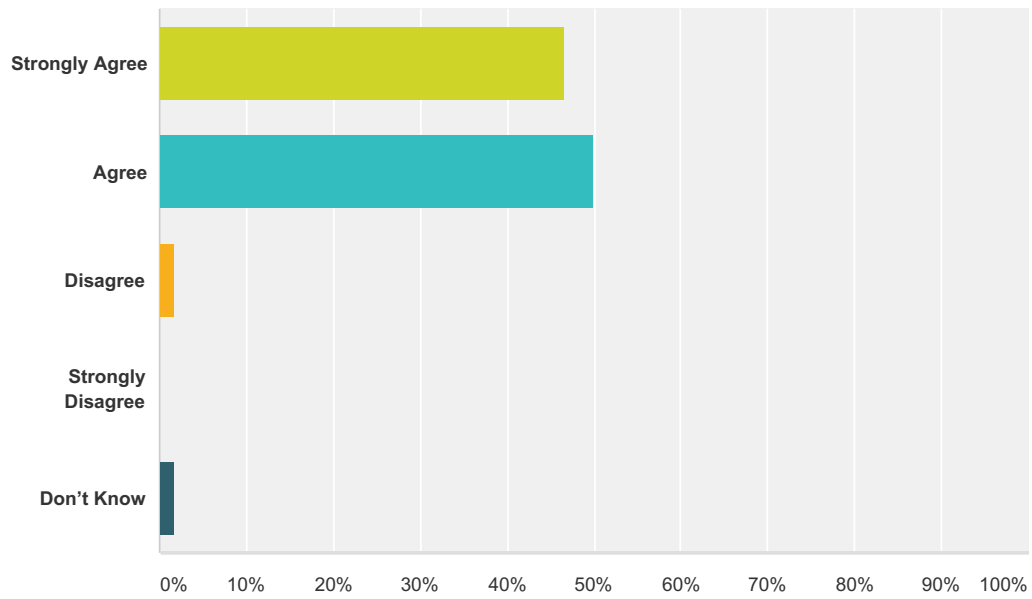
Answered: 58 Skipped: 0



Answer Choices	Responses	
Strongly Agree	46.55%	27
Agree	44.83%	26
Disagree	1.72%	1
Strongly Disagree	1.72%	1
Don't Know	5.17%	3
Total		58

Q10 The school staff care about my child.

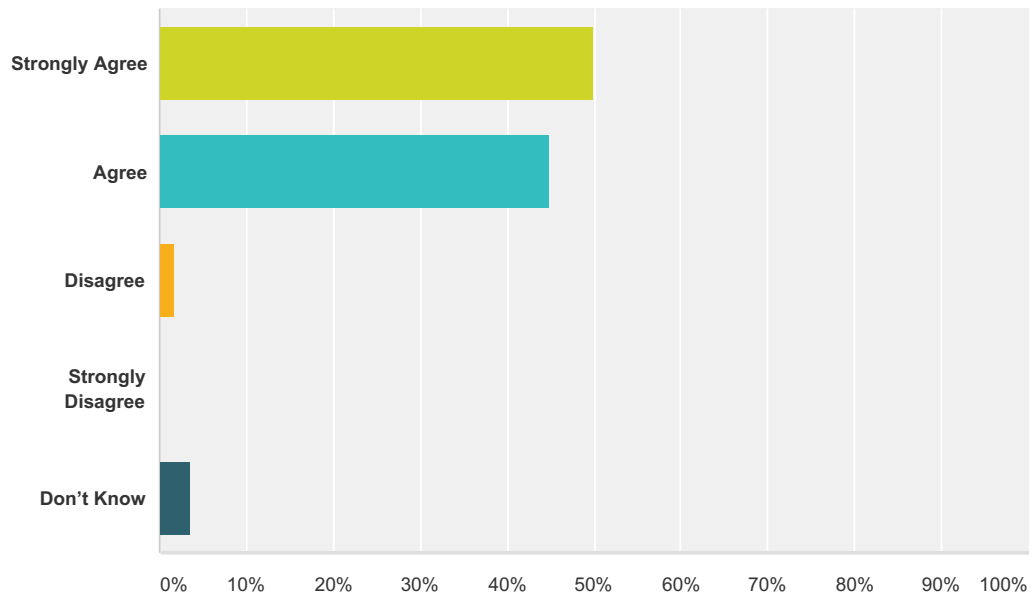
Answered: 58 Skipped: 0



Answer Choices	Responses	
Strongly Agree	46.55%	27
Agree	50.00%	29
Disagree	1.72%	1
Strongly Disagree	0.00%	0
Don't Know	1.72%	1
Total		58

Q11 My child is encouraged at school to do his or her best.

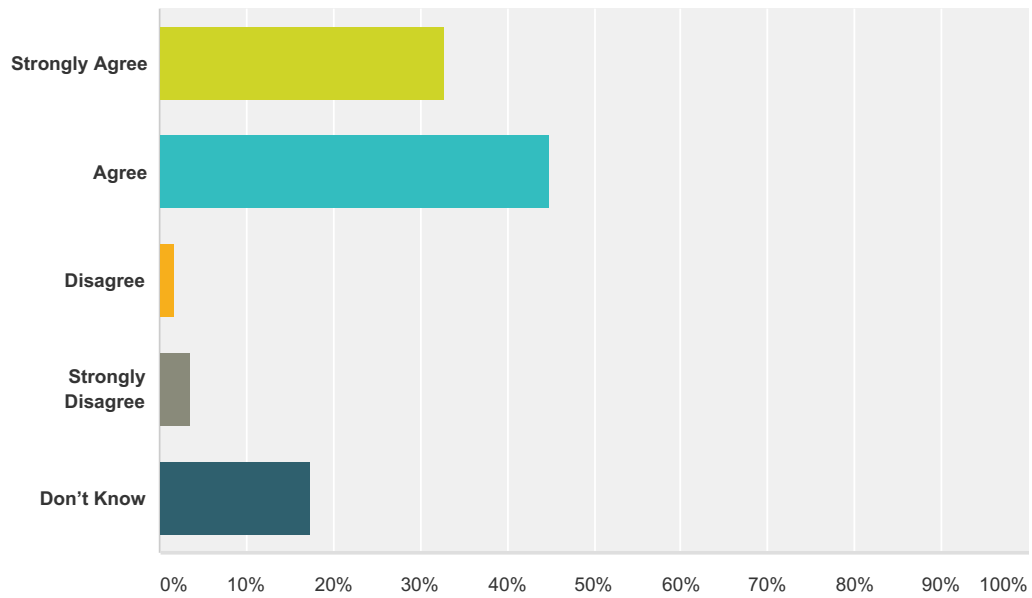
Answered: 58 Skipped: 0



Answer Choices	Responses	Count
Strongly Agree	50.00%	29
Agree	44.83%	26
Disagree	1.72%	1
Strongly Disagree	0.00%	0
Don't Know	3.45%	2
Total		58

Q12 Discipline is handled in a fair and reasonable manner in my child's school.

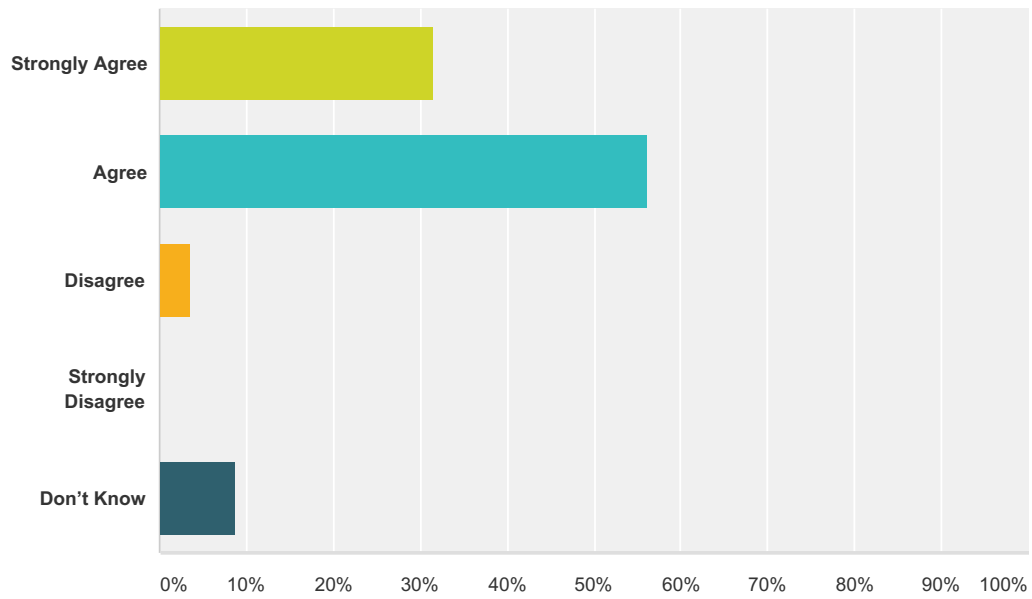
Answered: 58 Skipped: 0



Answer Choices	Responses	
Strongly Agree	32.76%	19
Agree	44.83%	26
Disagree	1.72%	1
Strongly Disagree	3.45%	2
Don't Know	17.24%	10
Total		58

Q13 My child's school is safe.

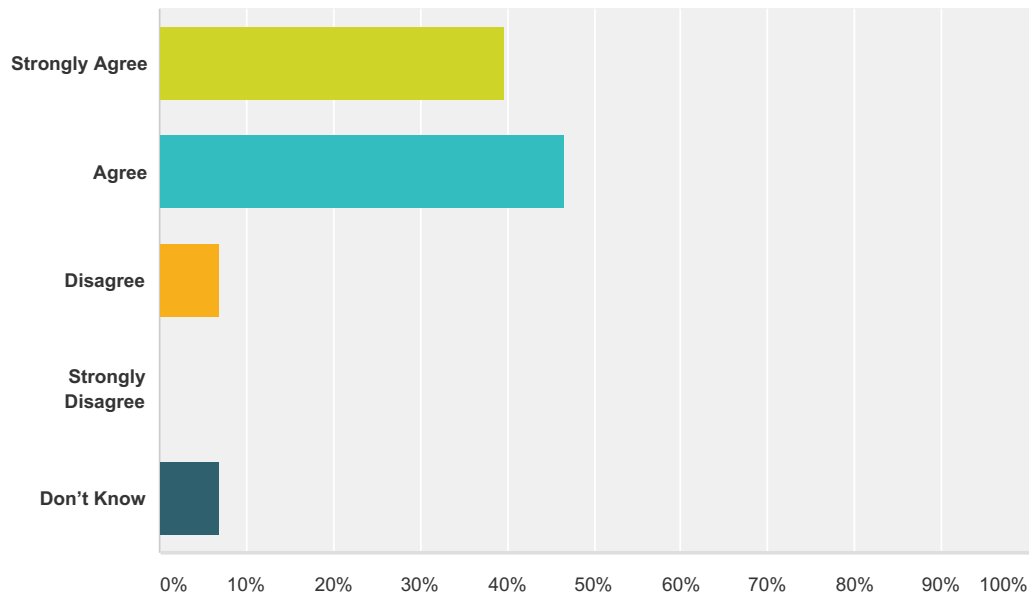
Answered: 57 Skipped: 1



Answer Choices	Responses	
Strongly Agree	31.58%	18
Agree	56.14%	32
Disagree	3.51%	2
Strongly Disagree	0.00%	0
Don't Know	8.77%	5
Total		57

Q14 There is open and honest communication within my child's school.

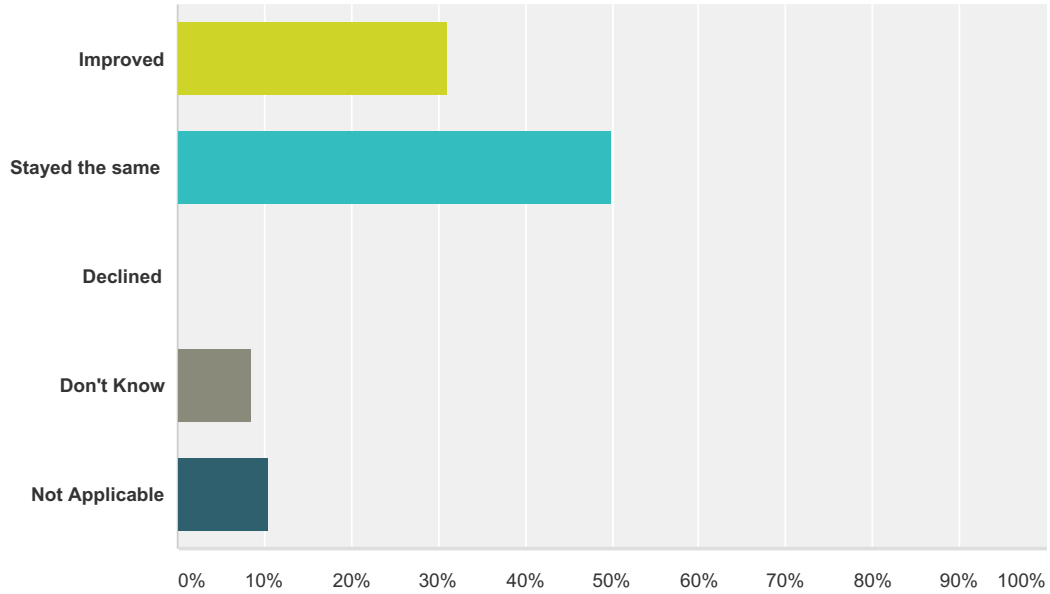
Answered: 58 Skipped: 0



Answer Choices	Responses	
Strongly Agree	39.66%	23
Agree	46.55%	27
Disagree	6.90%	4
Strongly Disagree	0.00%	0
Don't Know	6.90%	4
Total		58

Q15 In your opinion, has the quality of education that your child experienced at school improved, stayed the same, or declined in the past three years?

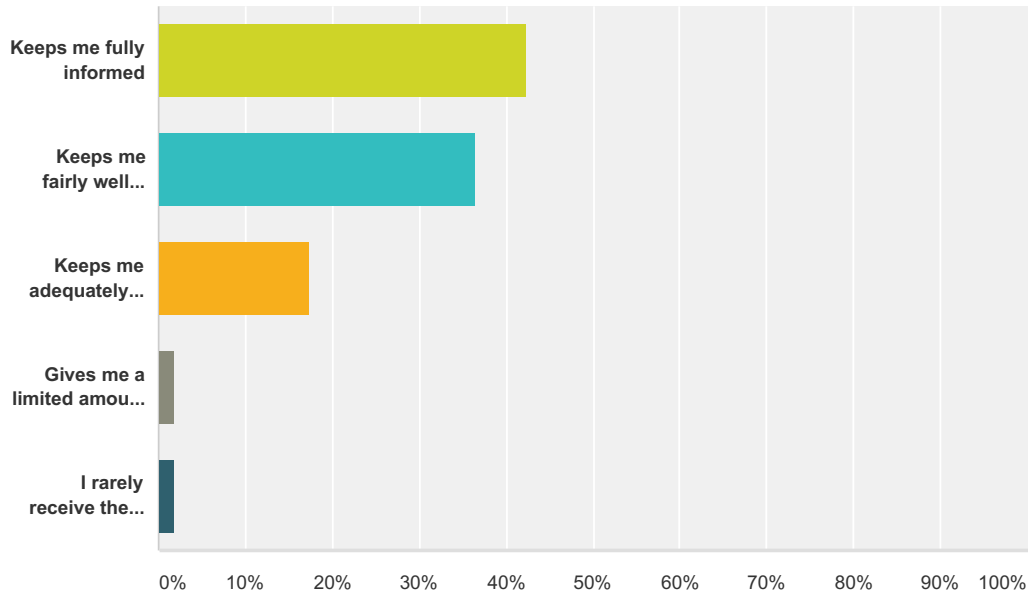
Answered: 58 Skipped: 0



Answer Choices	Responses	Count
Improved	31.03%	18
Stayed the same	50.00%	29
Declined	0.00%	0
Don't Know	8.62%	5
Not Applicable	10.34%	6
Total		58

Q16 Elk Island Public Schools appreciates the opportunity to stay connected with parents about news, activities, programs and other matters of importance. What is your impression of the communications you receive from your school?

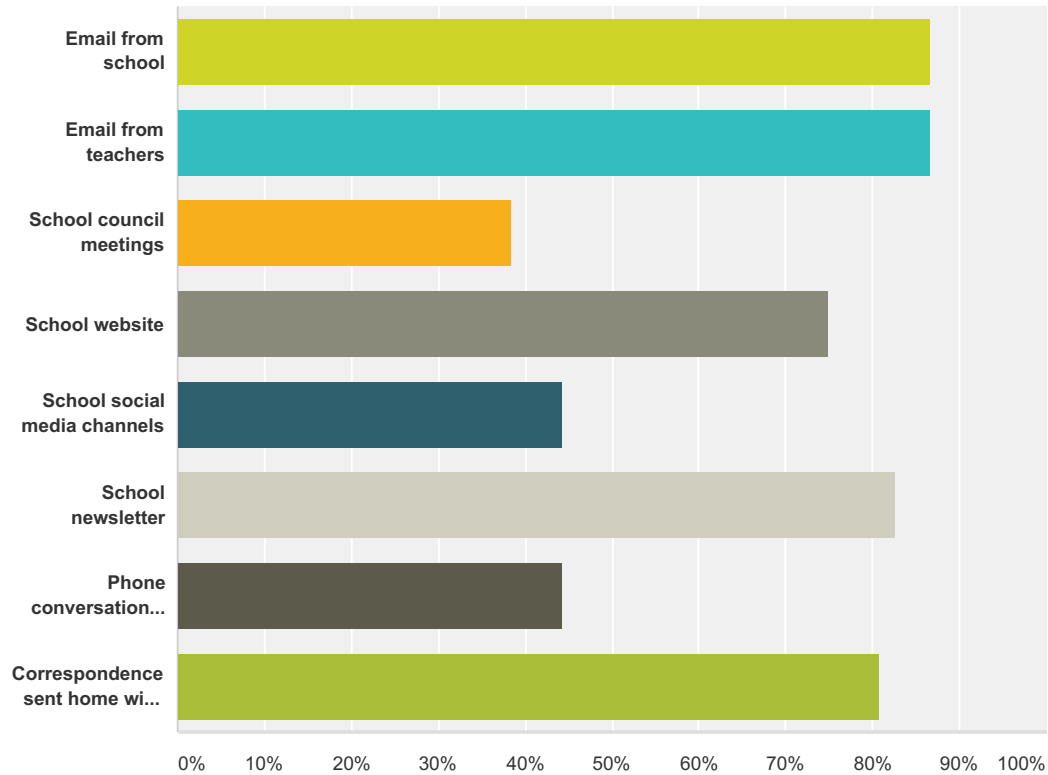
Answered: 52 Skipped: 6



Answer Choices	Responses
Keeps me fully informed	42.31% 22
Keeps me fairly well informed	36.54% 19
Keeps me adequately informed	17.31% 9
Gives me a limited amount of information	1.92% 1
I rarely receive the information I need	1.92% 1
Total	52

Q17 Do you regularly make use of the following to keep up to date on school activities, programs, etc.? Check all that apply.

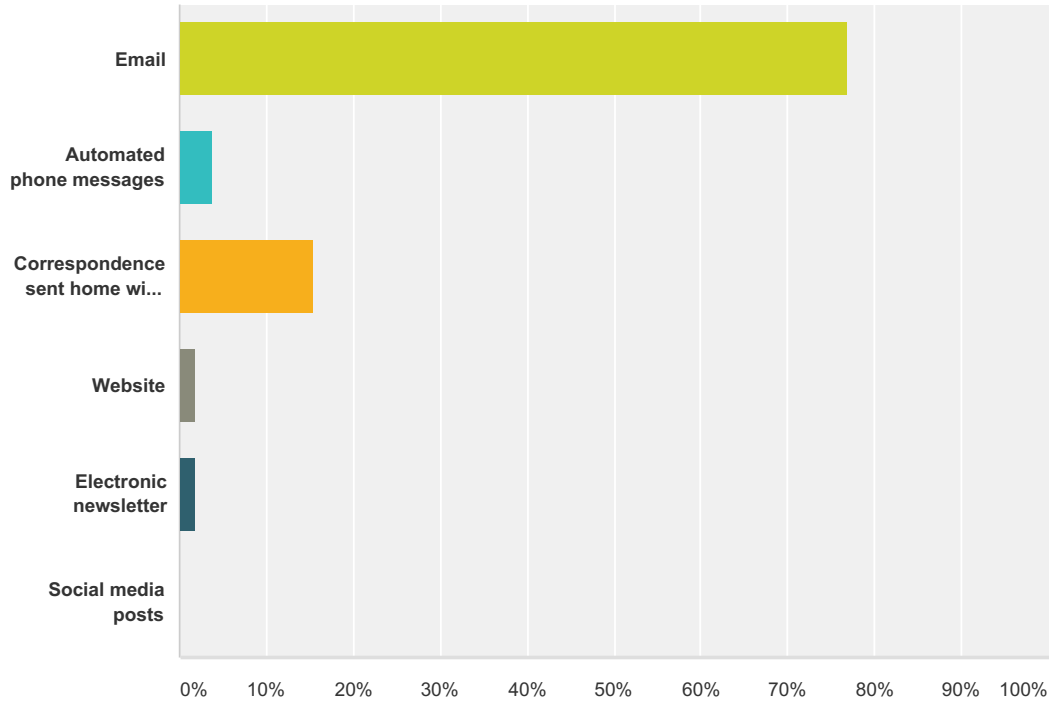
Answered: 52 Skipped: 6



Answer Choices	Responses	Count
Email from school	86.54%	45
Email from teachers	86.54%	45
School council meetings	38.46%	20
School website	75.00%	39
School social media channels	44.23%	23
School newsletter	82.69%	43
Phone conversations with school and/or teachers	44.23%	23
Correspondence sent home with your child	80.77%	42
Total Respondents: 52		

Q18 What is your most preferred method of communications from the school and Division?

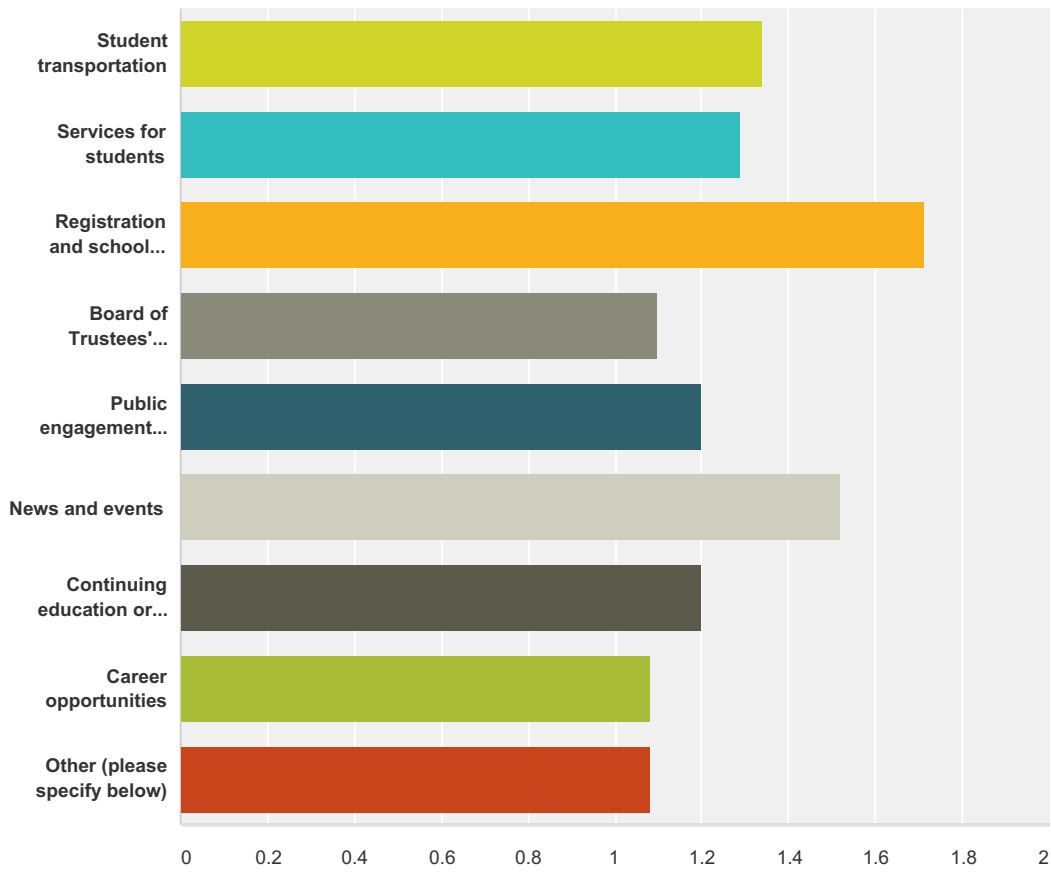
Answered: 52 Skipped: 6



Answer Choices	Responses
Email	76.92% 40
Automated phone messages	3.85% 2
Correspondence sent home with your child	15.38% 8
Website	1.92% 1
Electronic newsletter	1.92% 1
Social media posts	0.00% 0
Total	52

Q19 Do you visit the Division website (www.eips.ca) for information on:

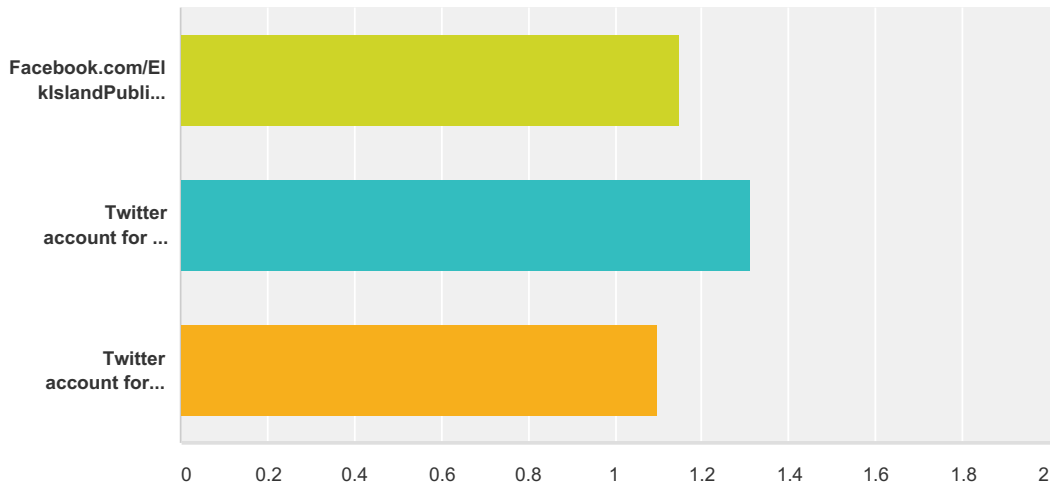
Answered: 52 Skipped: 6



	Yes	No	Total	Weighted Average
Student transportation	34.00% 17	66.00% 33	50	1.34
Services for students	29.41% 15	70.59% 36	51	1.29
Registration and school boundaries	70.59% 36	29.41% 15	51	1.71
Board of Trustees' meetings	9.80% 5	90.20% 46	51	1.10
Public engagement initiatives	19.61% 10	80.39% 41	51	1.20
News and events	51.92% 27	48.08% 25	52	1.52
Continuing education or summer courses	19.61% 10	80.39% 41	51	1.20
Career opportunities	8.00% 4	92.00% 46	50	1.08
Other (please specify below)	7.89% 3	92.11% 35	38	1.08

Q20 Elk Island Public Schools shares news and information on its social media channels. Do you follow:

Answered: 52 Skipped: 6



	Yes	No	Total	Weighted Average
Facebook.com/ElkIslandPublicSchools	15.38% 8	84.62% 44	52	1.15
Twitter account for the Division (@eips)	30.77% 16	69.23% 36	52	1.31
Twitter account for EIPS Student Transportation (@eipsST)	9.62% 5	90.38% 47	52	1.10