


Q1 Please indicate the school your child attends.

Answered: 67 Skipped: 0

A.L. Horton Elementary									
Andrew School									
Ardrossan Elementary									
Ardrossan Junior Senio...									
Bev Facey Community High									
Brentwood Elementary									
Bruderheim School									
Clover Bar Junior High									
École Campbelltown									
École Parc Élémentaire									
F.R. Haythorne Junior High									
Fort Saskatchewan...									
Fort Saskatchewan...									
Fort Saskatchewan...									
Fultonvale Elementary...									
Glen Allan Elementary									
James Mowat Elementary									
Lakeland Ridge									
Lamont Elementary									

EIPS Parent Survey 2017-18



ANSWER CHOICES	RESPONSES
A.L. Horton Elementary	0.00% 0

EIPS Parent Survey 2017-18

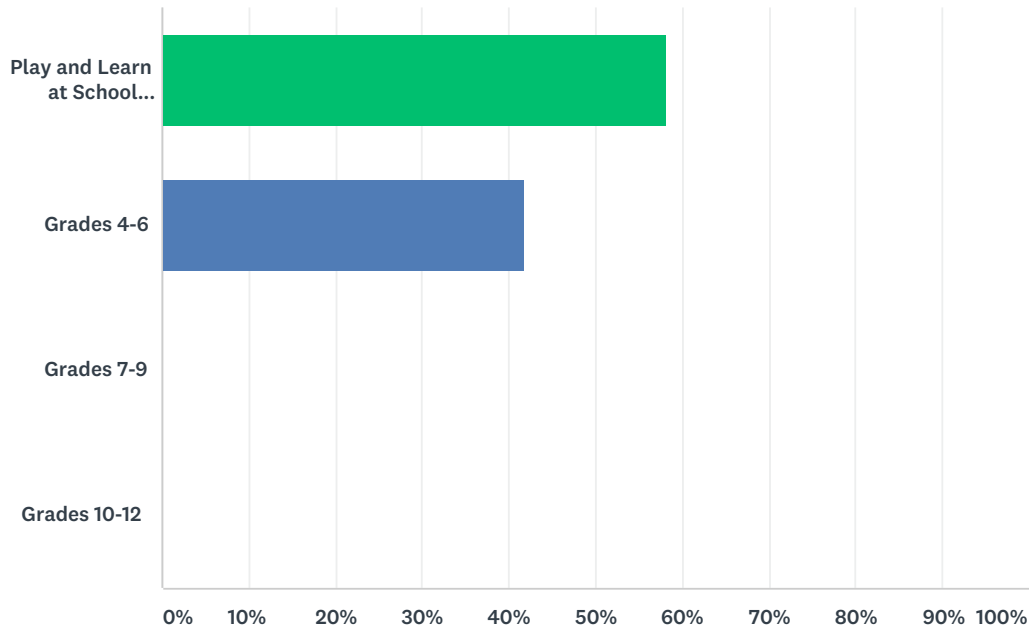
Andrew School	0.00%	0
Ardrossan Elementary	0.00%	0
Ardrossan Junior Senior High	0.00%	0
Bev Facey Community High	0.00%	0
Brentwood Elementary	0.00%	0
Bruderheim School	0.00%	0
Clover Bar Junior High	0.00%	0
École Campbelltown	0.00%	0
École Parc Élémentaire	0.00%	0
F.R. Haythorne Junior High	0.00%	0
Fort Saskatchewan Christian	0.00%	0
Fort Saskatchewan Elementary	0.00%	0
Fort Saskatchewan Senior High	0.00%	0
Fultonvale Elementary Junior High	0.00%	0
Glen Allan Elementary	0.00%	0
James Mowat Elementary	0.00%	0
Lakeland Ridge	0.00%	0
Lamont Elementary	0.00%	0
Lamont High	0.00%	0
Mills Haven Elementary	0.00%	0
Mundare School	0.00%	0
Next Step/Outreach	0.00%	0
Pine Street Elementary	0.00%	0
Rudolph Hennig Junior High	0.00%	0
Salisbury Composite High	0.00%	0
Sherwood Heights Junior High	0.00%	0
SouthPointe School	0.00%	0
Strathcona Christian Academy Elementary	0.00%	0
Strathcona Christian Academy Secondary	0.00%	0
Uncas Elementary	0.00%	0
Vegreville Composite High	0.00%	0
Wes Hosford Elementary	0.00%	0
Westboro Elementary	0.00%	0
Win Ferguson Elementary	0.00%	0

EIPS Parent Survey 2017-18

Woodbridge Farms Elementary	100.00%	67
Wye Elementary	0.00%	0
TOTAL		67

Q2 Please indicate your child's grade.

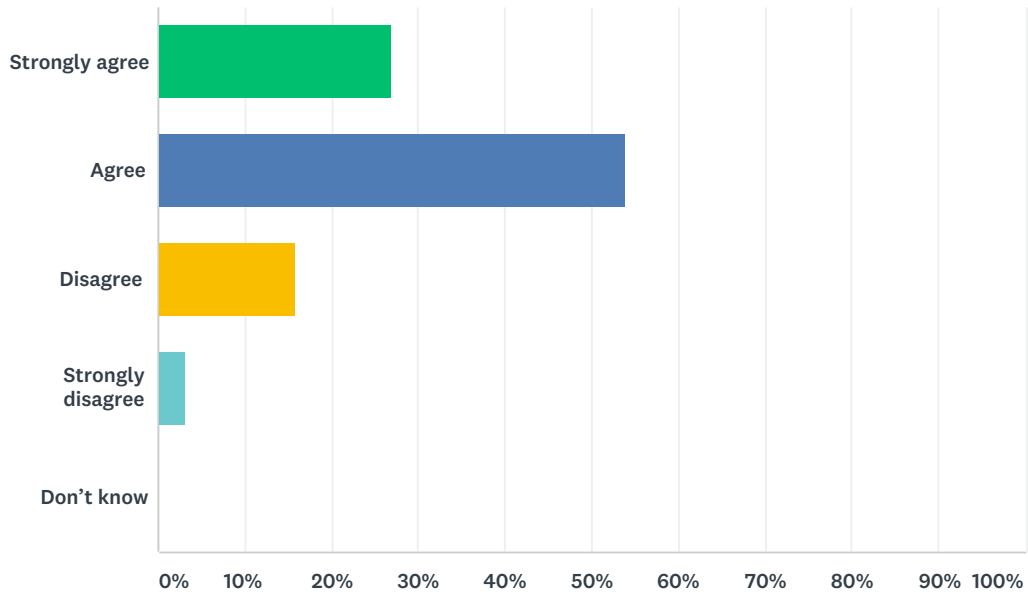
Answered: 67 Skipped: 0



ANSWER CHOICES	RESPONSES	
Play and Learn at School (PALS) Kindergarten Grades 1-3	58.21%	39
Grades 4-6	41.79%	28
Grades 7-9	0.00%	0
Grades 10-12	0.00%	0
TOTAL		67

Q3 My child's individual needs are met.

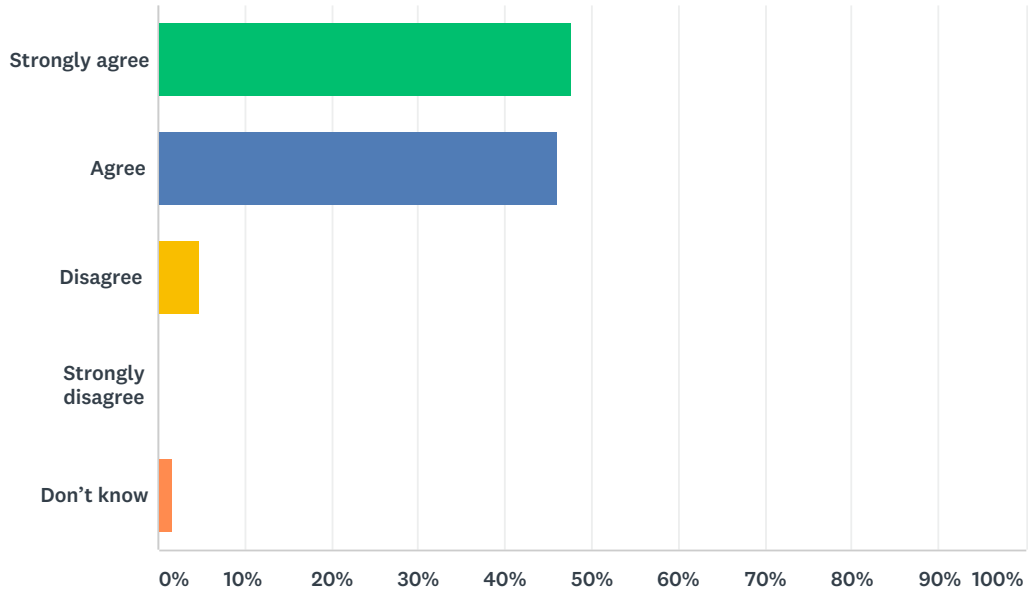
Answered: 63 Skipped: 4



ANSWER CHOICES	RESPONSES	
Strongly agree	26.98%	17
Agree	53.97%	34
Disagree	15.87%	10
Strongly disagree	3.17%	2
Don't know	0.00%	0
TOTAL		63

Q4 My child is encouraged at school to do his or her best.

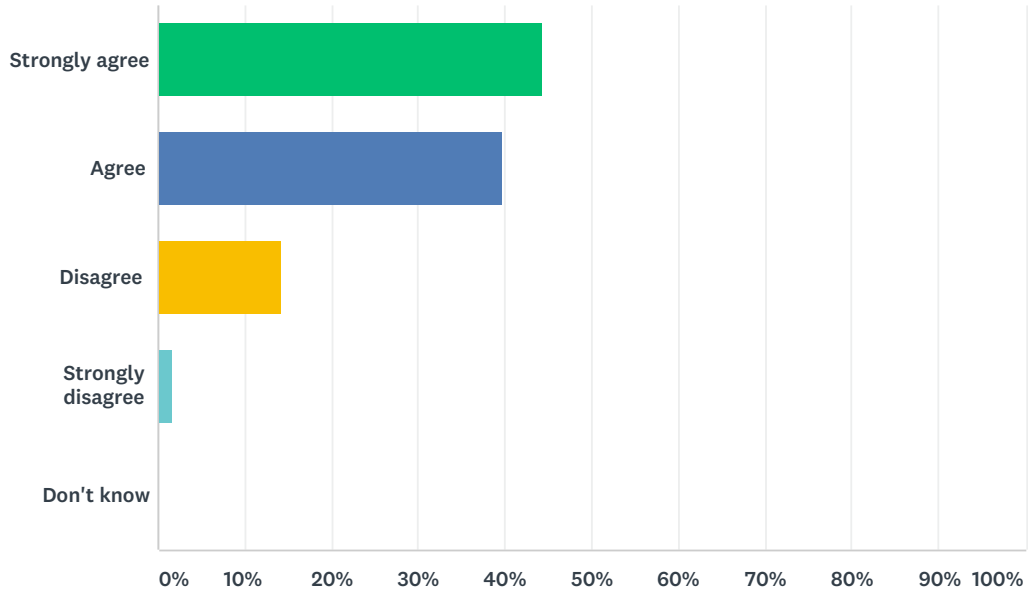
Answered: 63 Skipped: 4



ANSWER CHOICES	RESPONSES	
Strongly agree	47.62%	30
Agree	46.03%	29
Disagree	4.76%	3
Strongly disagree	0.00%	0
Don't know	1.59%	1
TOTAL		63

Q5 My child is demonstrating growth in literacy.

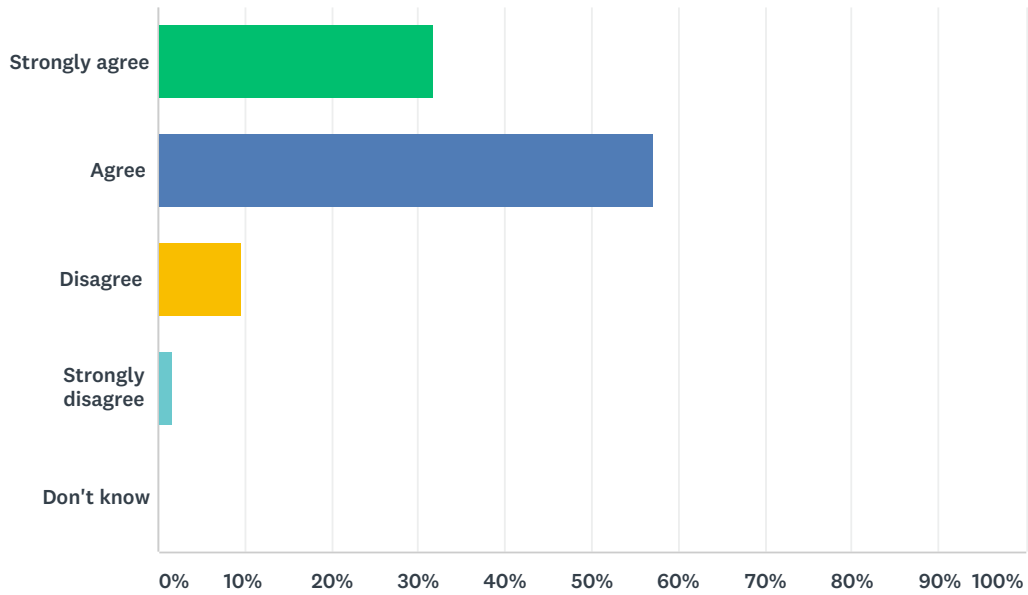
Answered: 63 Skipped: 4



ANSWER CHOICES	RESPONSES	
Strongly agree	44.44%	28
Agree	39.68%	25
Disagree	14.29%	9
Strongly disagree	1.59%	1
Don't know	0.00%	0
TOTAL		63

Q6 My child is demonstrating growth in numeracy.

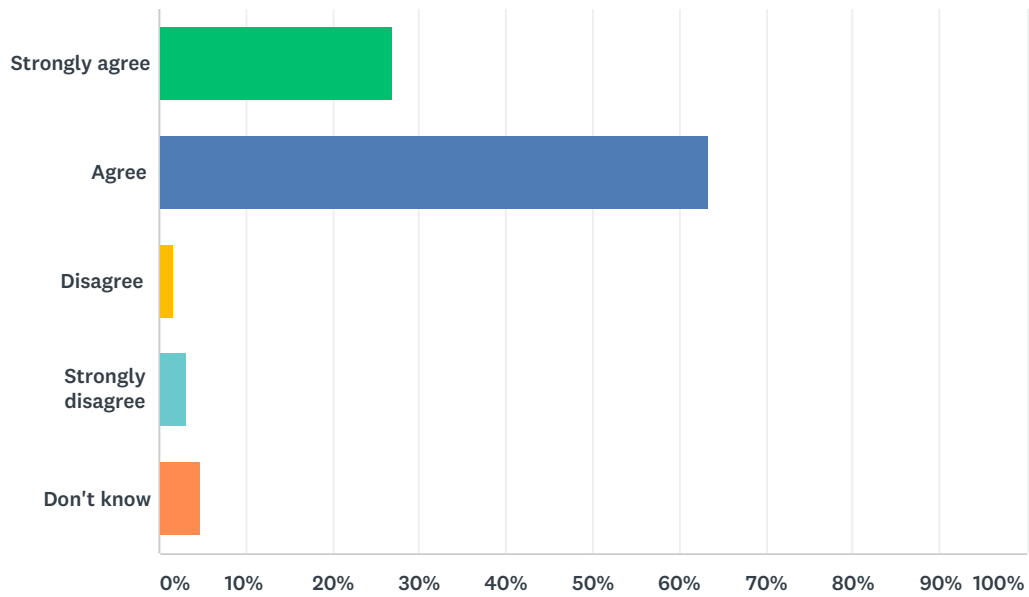
Answered: 63 Skipped: 4



ANSWER CHOICES	RESPONSES	
Strongly agree	31.75%	20
Agree	57.14%	36
Disagree	9.52%	6
Strongly disagree	1.59%	1
Don't know	0.00%	0
TOTAL		63

Q7 My child has an understanding of First Nations, Métis and Inuit culture and history.

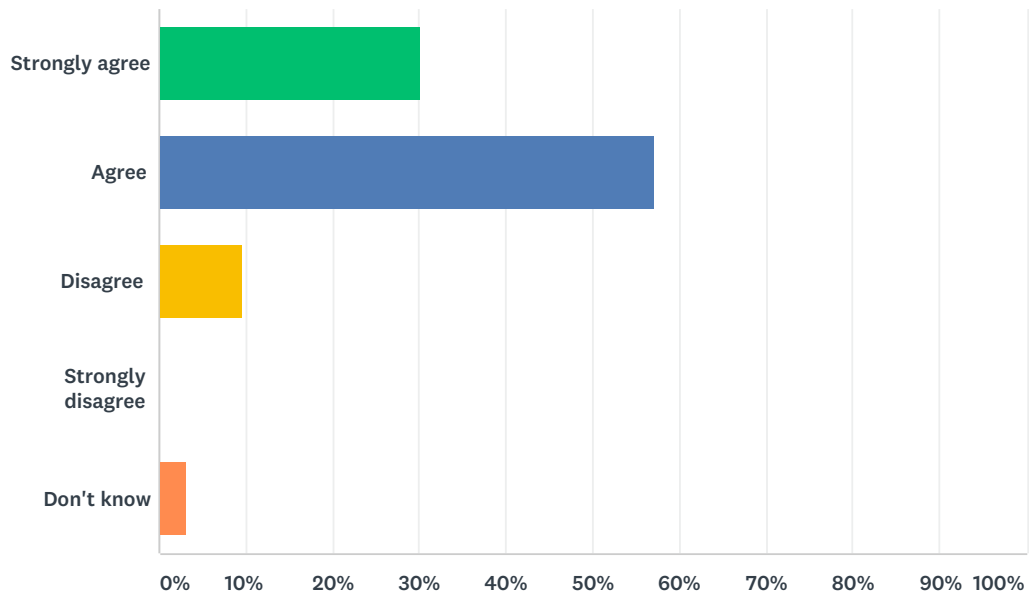
Answered: 63 Skipped: 4



ANSWER CHOICES	RESPONSES	
Strongly agree	26.98%	17
Agree	63.49%	40
Disagree	1.59%	1
Strongly disagree	3.17%	2
Don't know	4.76%	3
TOTAL		63

Q8 My child is being taught knowledge, skills and attitudes necessary to be successful in life.

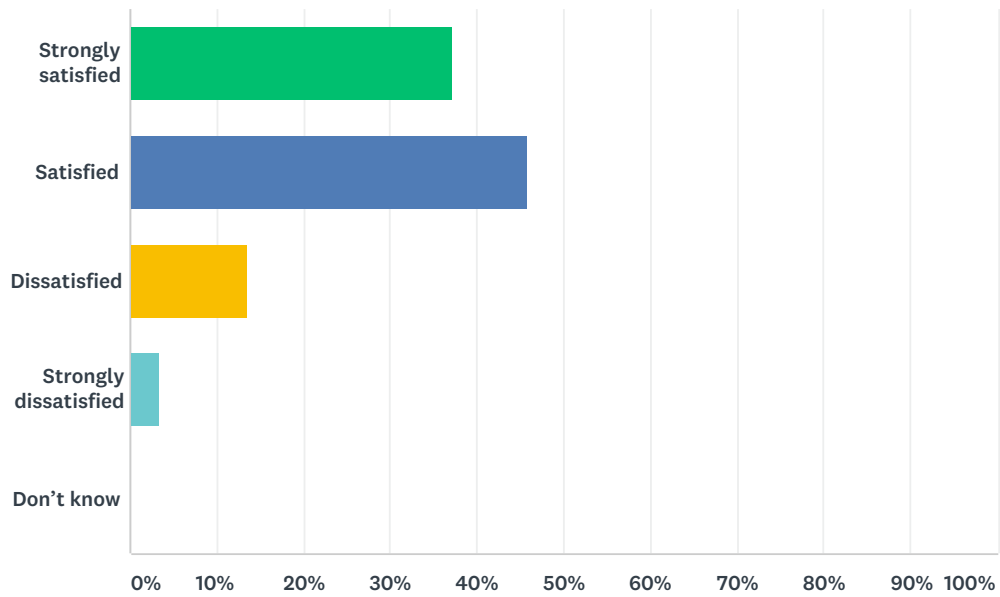
Answered: 63 Skipped: 4



ANSWER CHOICES	RESPONSES	
Strongly agree	30.16%	19
Agree	57.14%	36
Disagree	9.52%	6
Strongly disagree	0.00%	0
Don't know	3.17%	2
TOTAL		63

Q9 How satisfied are you with the quality of education your child is receiving at his or her school?

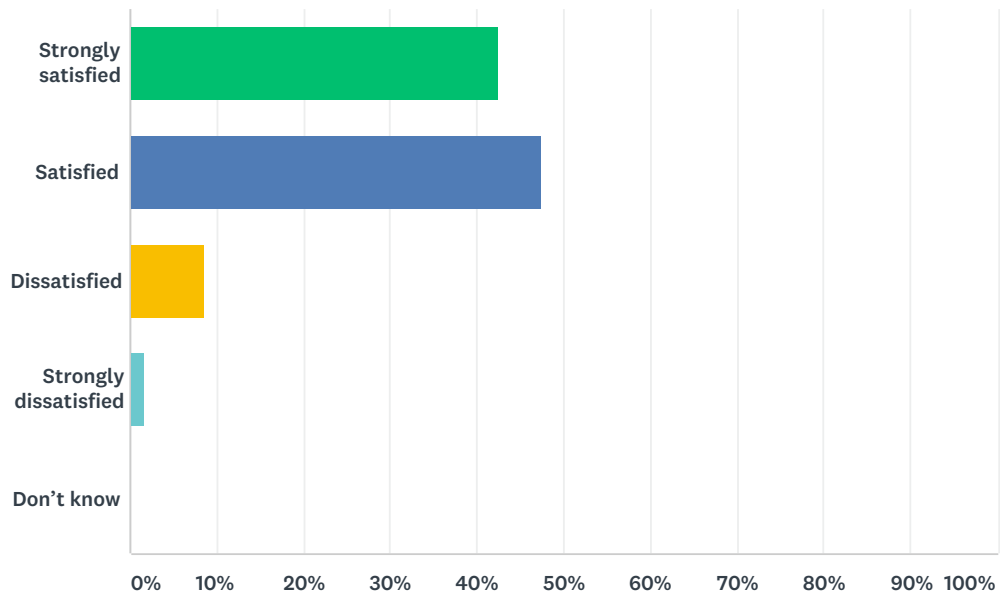
Answered: 59 Skipped: 8



ANSWER CHOICES	RESPONSES	
Strongly satisfied	37.29%	22
Satisfied	45.76%	27
Dissatisfied	13.56%	8
Strongly dissatisfied	3.39%	2
Don't know	0.00%	0
TOTAL		59

Q10 How satisfied are you with the quality of teaching at your child's school?

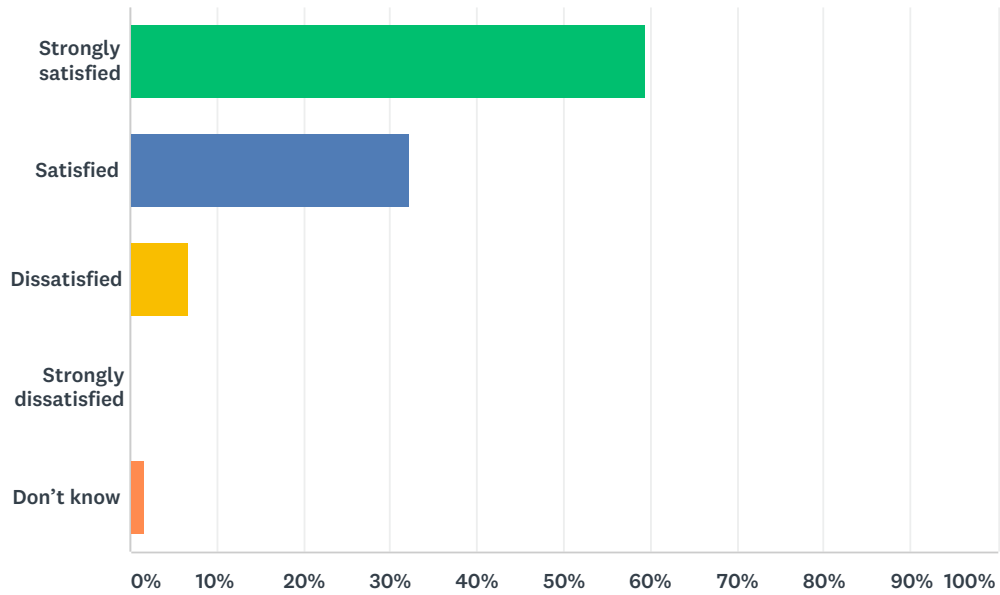
Answered: 59 Skipped: 8



ANSWER CHOICES	RESPONSES	
Strongly satisfied	42.37%	25
Satisfied	47.46%	28
Dissatisfied	8.47%	5
Strongly dissatisfied	1.69%	1
Don't know	0.00%	0
TOTAL		59

Q11 How satisfied are you with the leadership in your child's school?

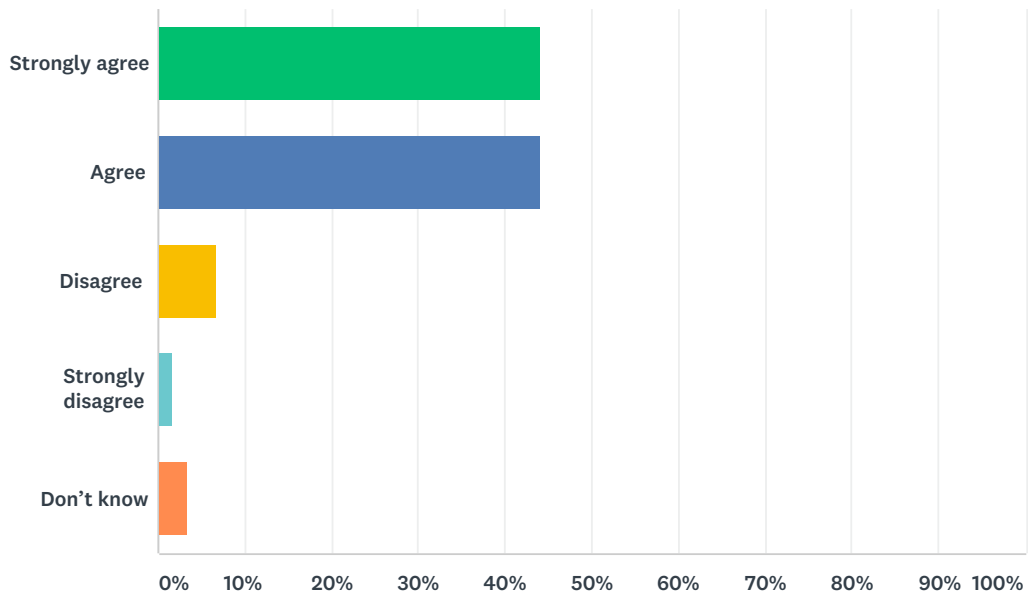
Answered: 59 Skipped: 8



ANSWER CHOICES	RESPONSES	
Strongly satisfied	59.32%	35
Satisfied	32.20%	19
Dissatisfied	6.78%	4
Strongly dissatisfied	0.00%	0
Don't know	1.69%	1
TOTAL		59

Q12 The rights and responsibilities of citizenship are reinforced in my child's school.

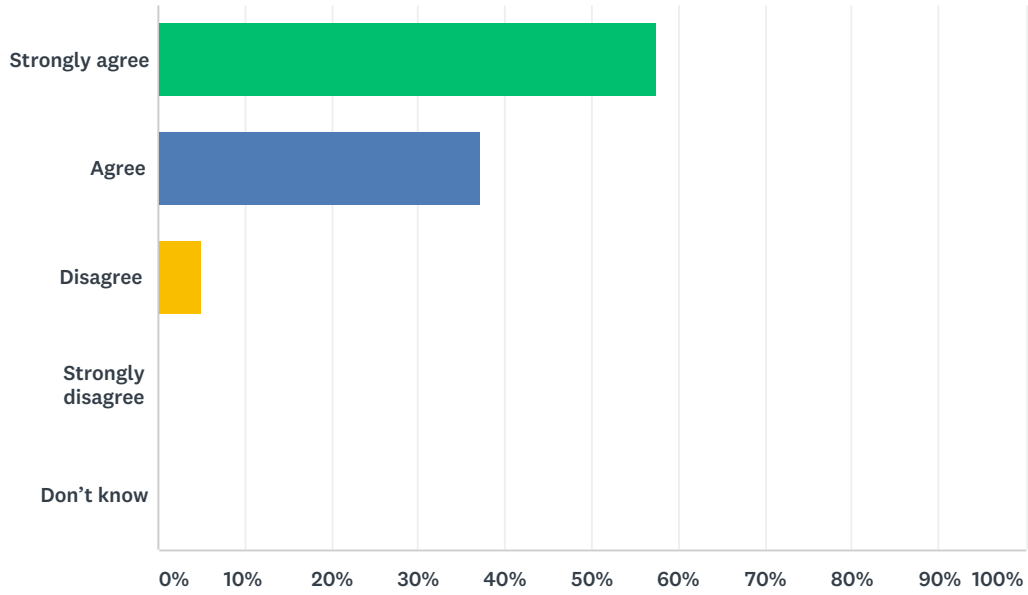
Answered: 59 Skipped: 8



ANSWER CHOICES	RESPONSES	
Strongly agree	44.07%	26
Agree	44.07%	26
Disagree	6.78%	4
Strongly disagree	1.69%	1
Don't know	3.39%	2
TOTAL		59

Q13 The school staff care about my child.

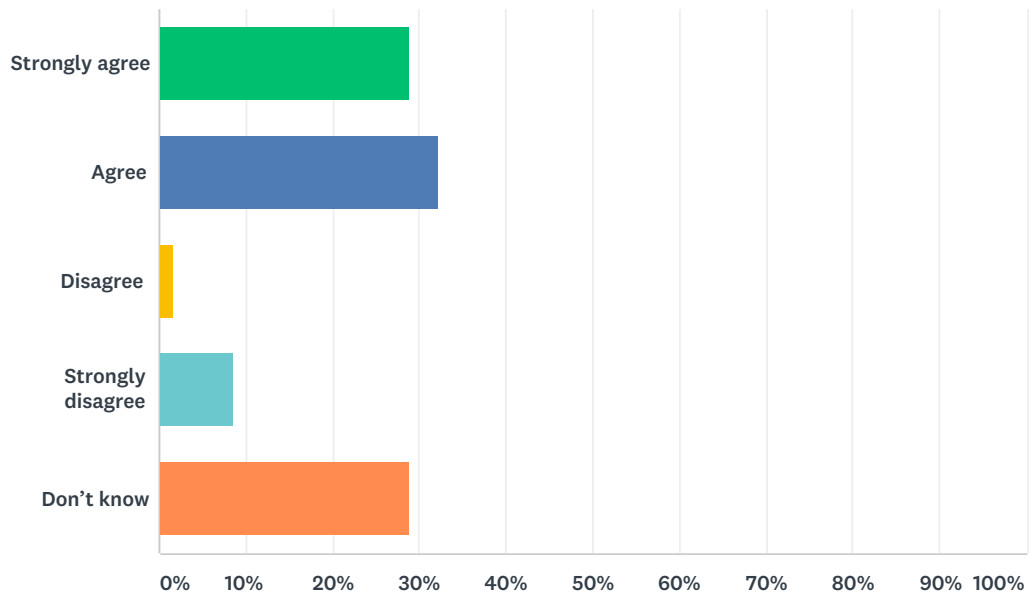
Answered: 59 Skipped: 8



ANSWER CHOICES	RESPONSES	
Strongly agree	57.63%	34
Agree	37.29%	22
Disagree	5.08%	3
Strongly disagree	0.00%	0
Don't know	0.00%	0
TOTAL		59

Q14 Discipline is handled in a fair and reasonable manner in my child's school.

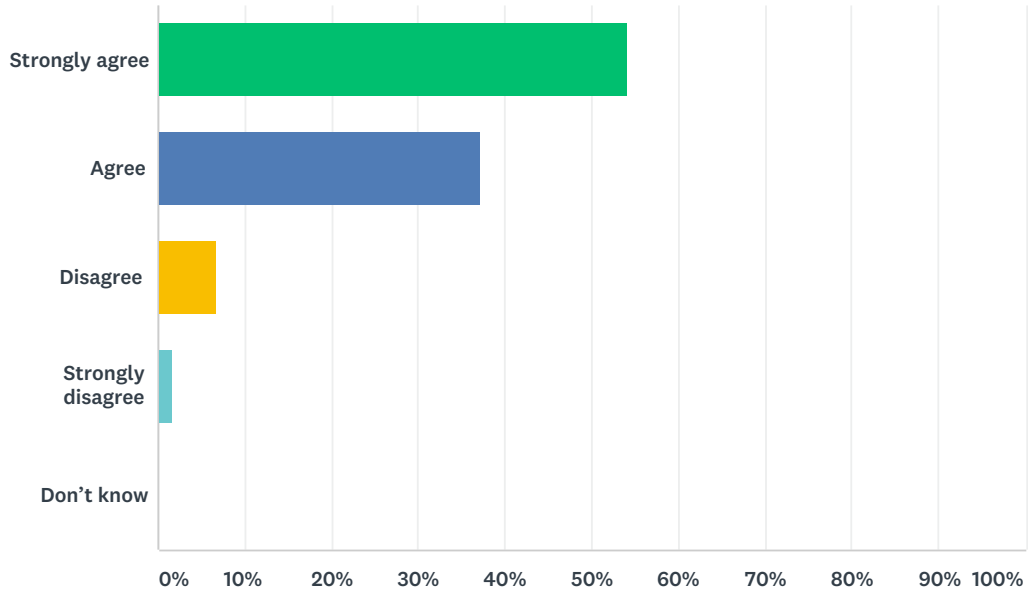
Answered: 59 Skipped: 8



ANSWER CHOICES	RESPONSES	
Strongly agree	28.81%	17
Agree	32.20%	19
Disagree	1.69%	1
Strongly disagree	8.47%	5
Don't know	28.81%	17
TOTAL		59

Q15 My child's school is safe.

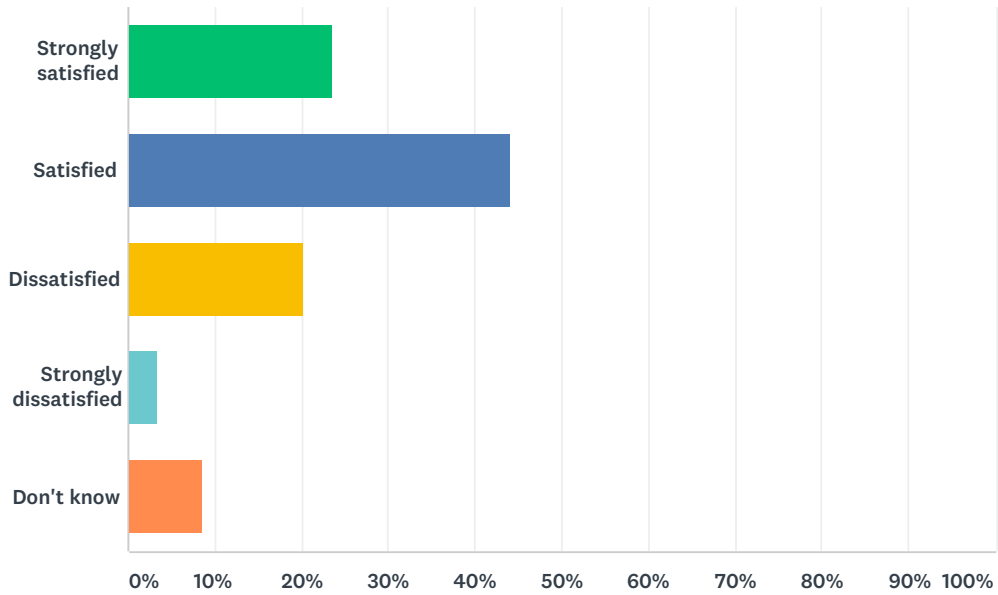
Answered: 59 Skipped: 8



ANSWER CHOICES	RESPONSES	
Strongly agree	54.24%	32
Agree	37.29%	22
Disagree	6.78%	4
Strongly disagree	1.69%	1
Don't know	0.00%	0
TOTAL		59

Q16 How satisfied are you with the resources available to support your child's learning?

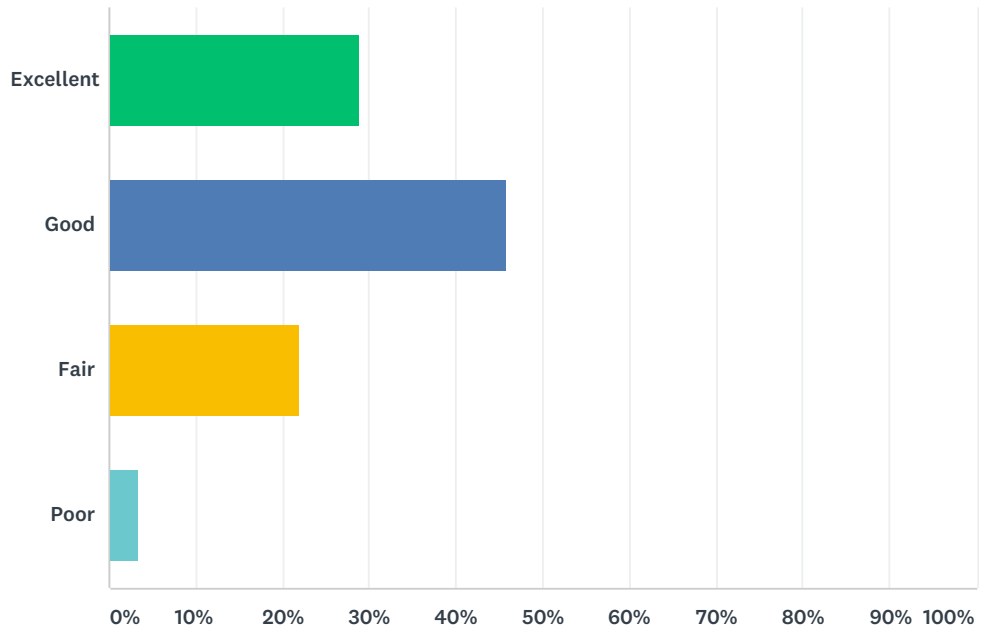
Answered: 59 Skipped: 8



ANSWER CHOICES	RESPONSES	
Strongly satisfied	23.73%	14
Satisfied	44.07%	26
Dissatisfied	20.34%	12
Strongly dissatisfied	3.39%	2
Don't know	8.47%	5
TOTAL		59

Q17 How would you rate the physical condition of your child's school?

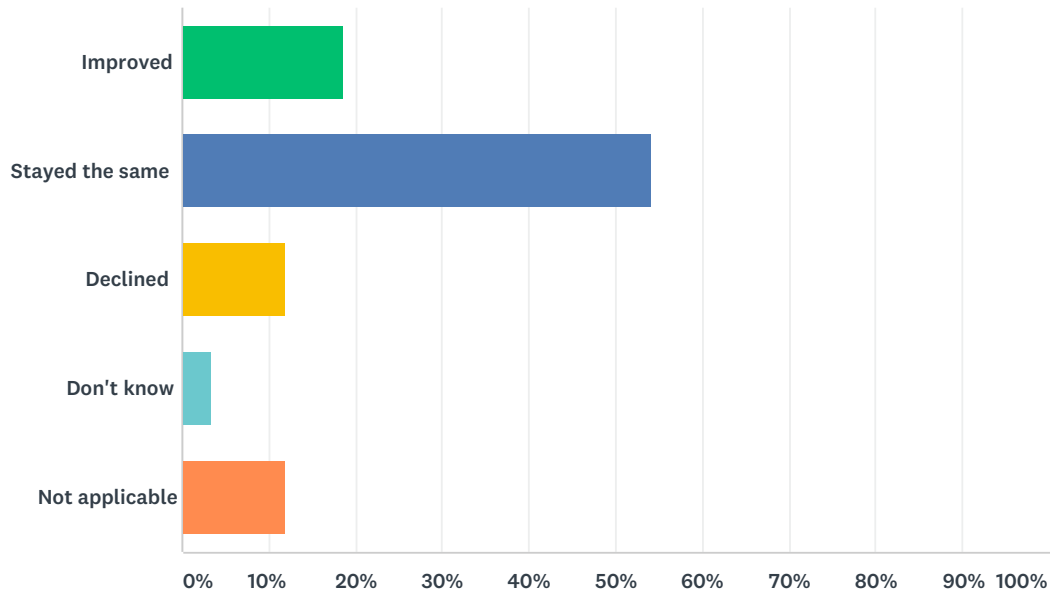
Answered: 59 Skipped: 8



ANSWER CHOICES	RESPONSES	
Excellent	28.81%	17
Good	45.76%	27
Fair	22.03%	13
Poor	3.39%	2
TOTAL		59

Q18 In your opinion, has the quality of education your child has experienced at school improved, stayed the same or declined in the past three years?

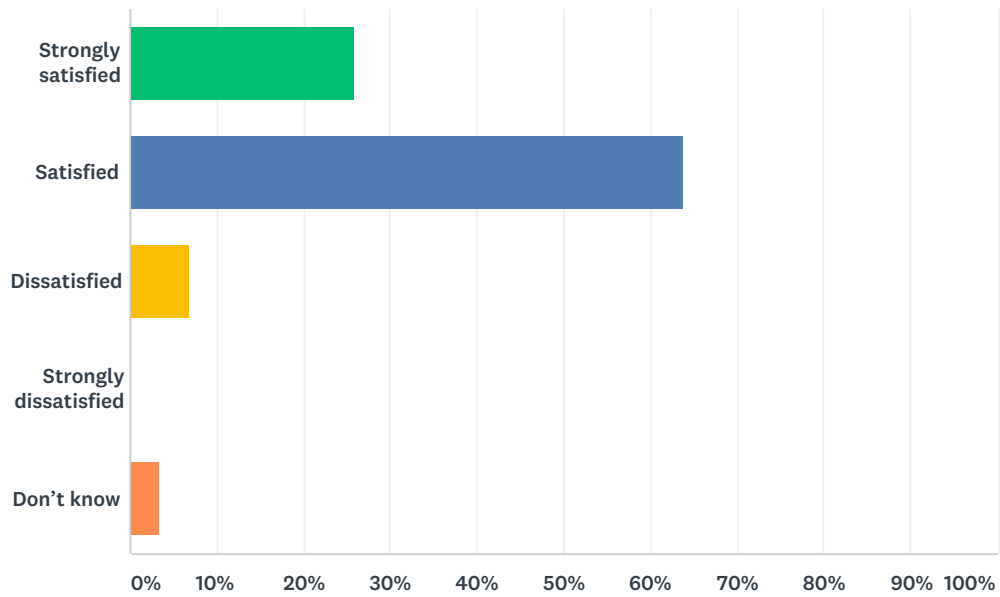
Answered: 59 Skipped: 8



ANSWER CHOICES	RESPONSES	
Improved	18.64%	11
Stayed the same	54.24%	32
Declined	11.86%	7
Don't know	3.39%	2
Not applicable	11.86%	7
TOTAL		59

Q19 How satisfied are you with the opportunity to be involved in decisions at your child's school?

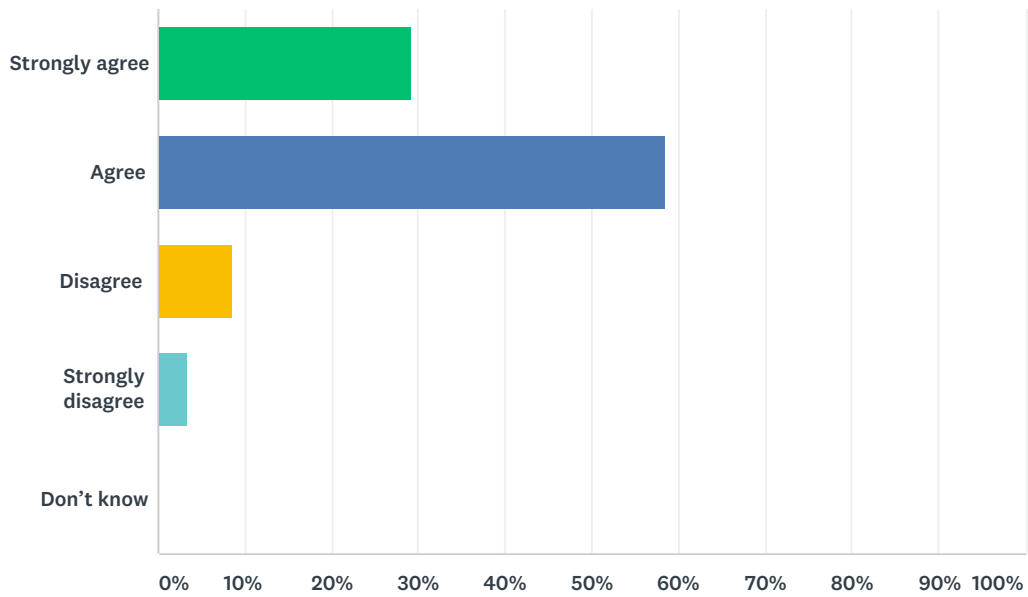
Answered: 58 Skipped: 9



ANSWER CHOICES	RESPONSES	
Strongly satisfied	25.86%	15
Satisfied	63.79%	37
Dissatisfied	6.90%	4
Strongly dissatisfied	0.00%	0
Don't know	3.45%	2
TOTAL		58

Q20 The school keeps me informed about my child's progress and achievement.

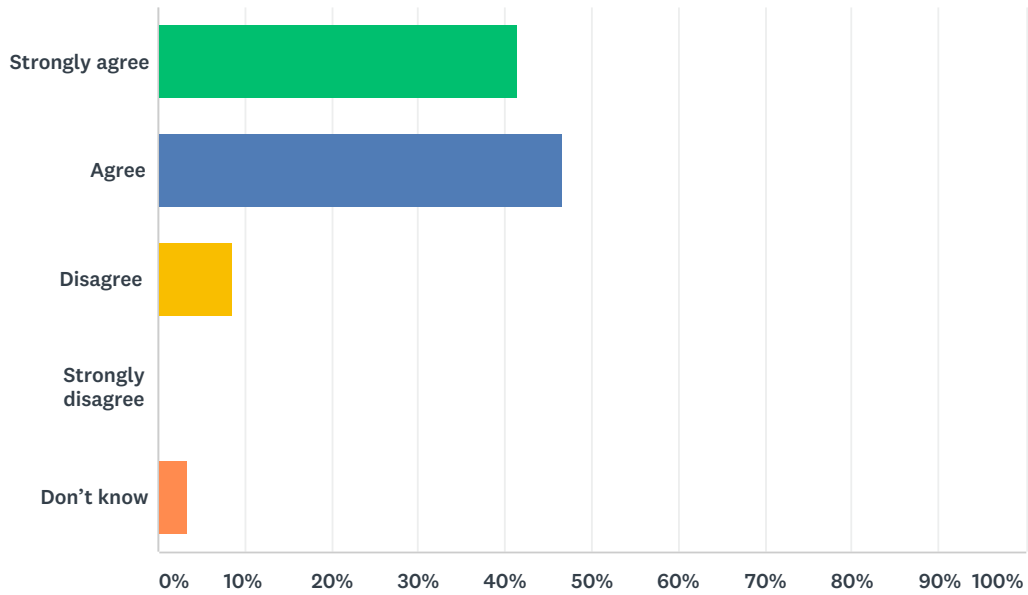
Answered: 58 Skipped: 9



ANSWER CHOICES	RESPONSES	
Strongly agree	29.31%	17
Agree	58.62%	34
Disagree	8.62%	5
Strongly disagree	3.45%	2
Don't know	0.00%	0
TOTAL		58

Q21 There is open and honest communication within my child's school.

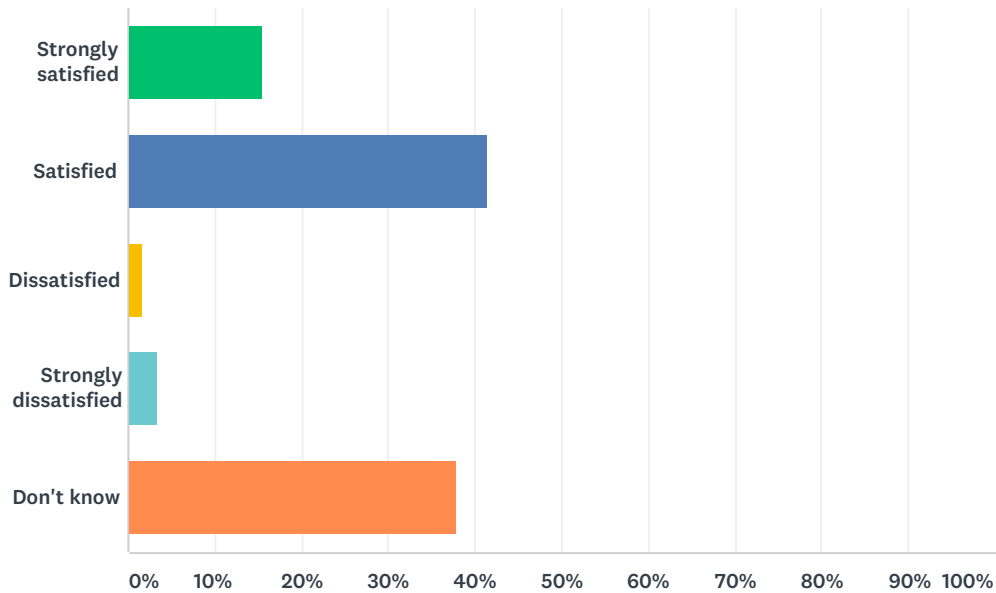
Answered: 58 Skipped: 9



ANSWER CHOICES	RESPONSES	
Strongly agree	41.38%	24
Agree	46.55%	27
Disagree	8.62%	5
Strongly disagree	0.00%	0
Don't know	3.45%	2
TOTAL		58

Q22 How satisfied are you with the community partnerships that may be established at your school? For example: Saffron, KEYS program, Green Certificate, lunch programs, after-school programs, RAP, Tools for School, Scratch Day, Entrepreneurial Adventure, scholarships/grants, etc.

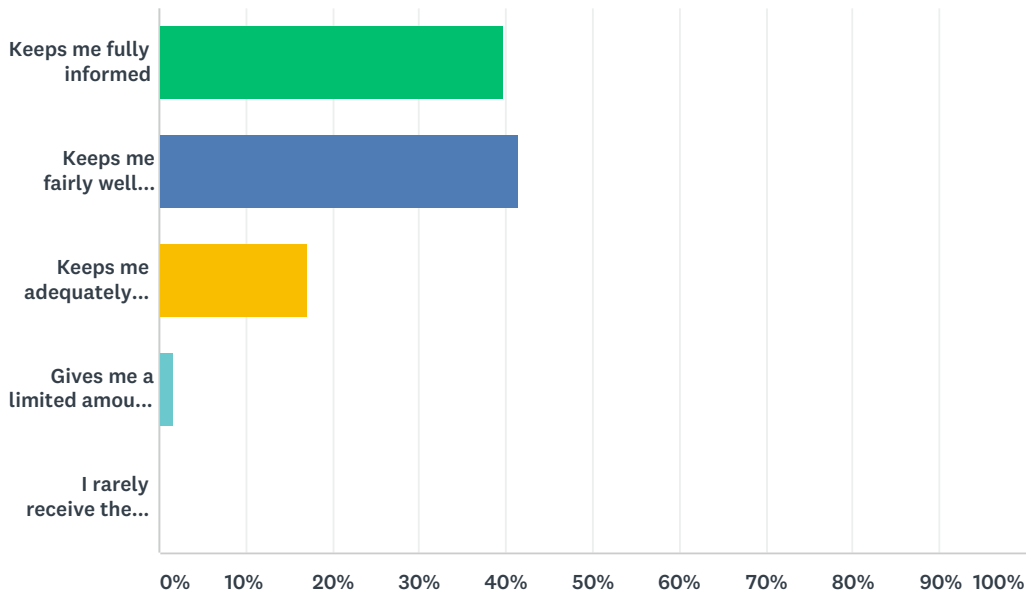
Answered: 58 Skipped: 9



ANSWER CHOICES	RESPONSES	
Strongly satisfied	15.52%	9
Satisfied	41.38%	24
Dissatisfied	1.72%	1
Strongly dissatisfied	3.45%	2
Don't know	37.93%	22
TOTAL		58

Q23 Elk Island Public Schools appreciates the opportunity to stay connected with parents about news, activities, programs and other matters of importance. What is your impression of the communication you receive from your child's school?

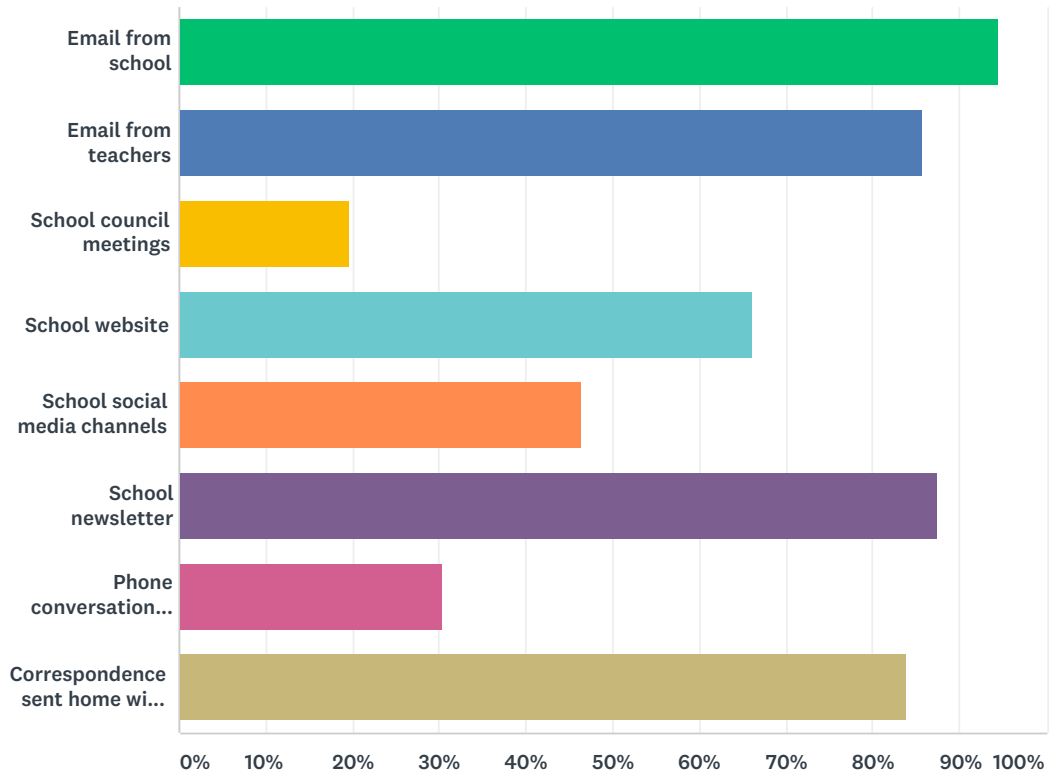
Answered: 58 Skipped: 9



ANSWER CHOICES	RESPONSES	
Keeps me fully informed	39.66%	23
Keeps me fairly well informed	41.38%	24
Keeps me adequately informed	17.24%	10
Gives me a limited amount of information	1.72%	1
I rarely receive the information I need	0.00%	0
TOTAL		58

Q24 Do you regularly make use of the following to keep up to date on school activities, programs, etc.? Check all that apply.

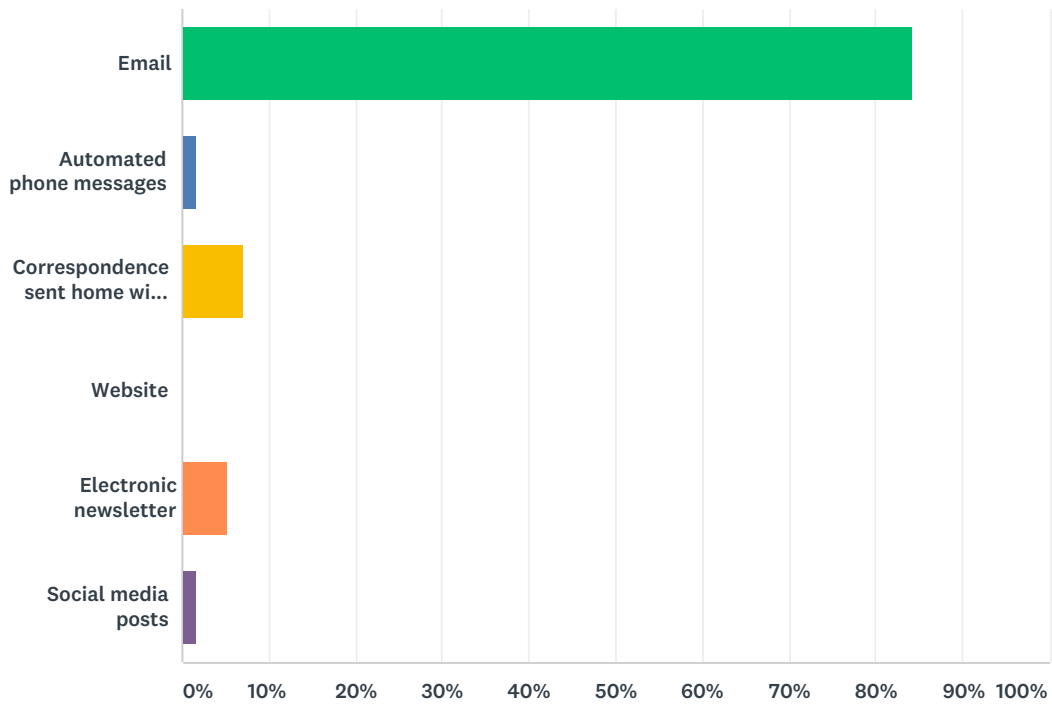
Answered: 56 Skipped: 11



ANSWER CHOICES	RESPONSES	
Email from school	94.64%	53
Email from teachers	85.71%	48
School council meetings	19.64%	11
School website	66.07%	37
School social media channels	46.43%	26
School newsletter	87.50%	49
Phone conversations with school and/or teachers	30.36%	17
Correspondence sent home with your child	83.93%	47
Total Respondents: 56		

Q25 What is your most preferred method of communication from the school and Division?

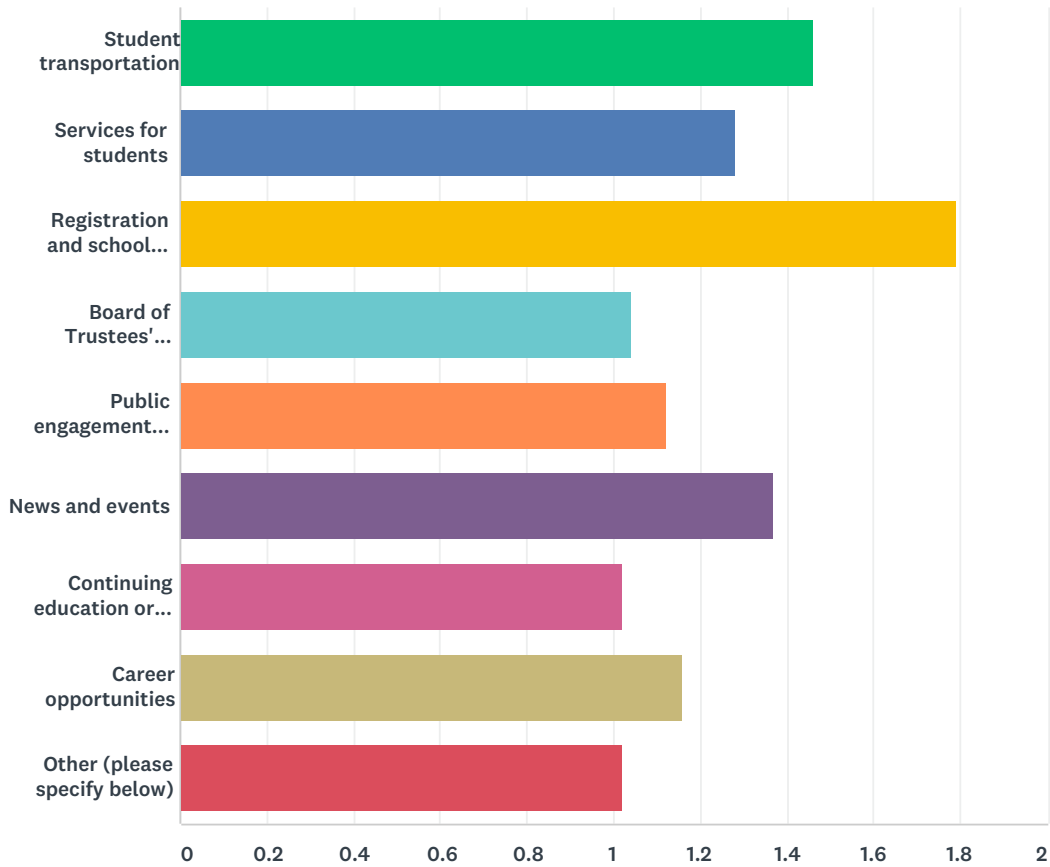
Answered: 57 Skipped: 10



ANSWER CHOICES	RESPONSES	
Email	84.21%	48
Automated phone messages	1.75%	1
Correspondence sent home with your child	7.02%	4
Website	0.00%	0
Electronic newsletter	5.26%	3
Social media posts	1.75%	1
TOTAL		57

Q26 Do you visit the Division website (www.eips.ca) for information on:

Answered: 57 Skipped: 10



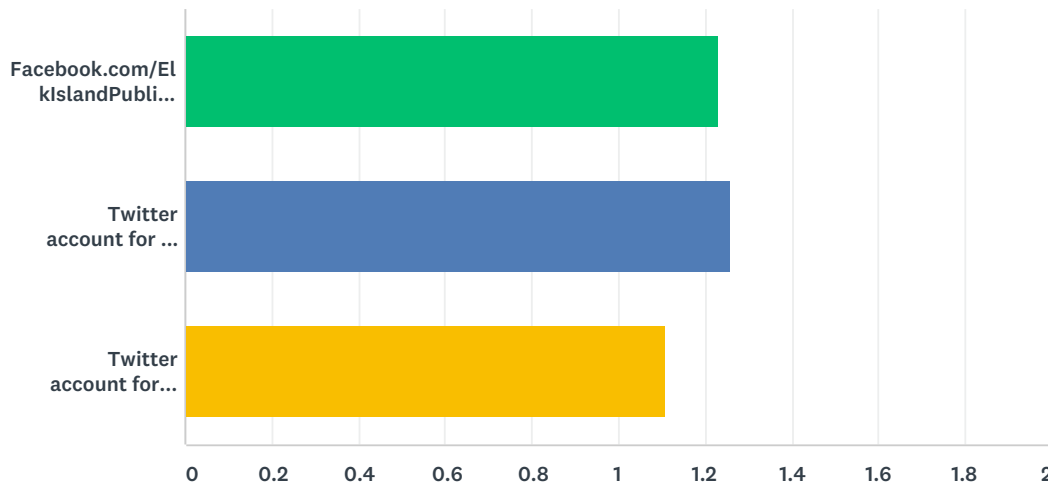
	YES	NO	TOTAL	WEIGHTED AVERAGE
Student transportation	45.61% 26	54.39% 31	57	1.46
Services for students	28.07% 16	71.93% 41	57	1.28
Registration and school boundaries	78.95% 45	21.05% 12	57	1.79
Board of Trustees' meetings	3.51% 2	96.49% 55	57	1.04
Public engagement initiatives	12.28% 7	87.72% 50	57	1.12
News and events	36.84% 21	63.16% 36	57	1.37
Continuing education or summer courses	1.75% 1	98.25% 56	57	1.02
Career opportunities	15.79% 9	84.21% 48	57	1.16
Other (please specify below)	1.75% 1	98.25% 56	57	1.02

EIPS Parent Survey 2017-18

#	OTHER:	DATE
1	Division calendar	3/5/2018 4:52 PM

Q27 Elk Island Public Schools shares news and information on its social media channels. Do you follow:

Answered: 57 Skipped: 10



	YES	NO	TOTAL	WEIGHTED AVERAGE
Facebook.com/ElkIslandPublicSchools	22.81% 13	77.19% 44	57	1.23
Twitter account for the Division (@eips)	26.32% 15	73.68% 42	57	1.26
Twitter account for EIPS Student Transportation (@eipsST)	10.53% 6	89.47% 51	57	1.11